АВТОСТАТ ИНФО
АНАЛИТИКА БАЗЫ ДАННЫХ

# РЫНОК НОВЫХ ЛЕГКОВЫХ АВТОМОБИЛЕЙ (РС)

## ДЕКАБРЬ 2022 г.

## ФИНАНСОВАЯ ЧАСТЬ

Ежемесячный отчёт

При поддержке Комитета
по предпринимательству в
автомобильной сфере ТПП РФ

# Содержание


**Российская Федерация** 1

**Центральный ФО** 3
- Белгородская область 5
- Брянская область 7
- Владимирская область 9
- Воронежская область 11
- Ивановская область 13
- Калужская область 15
- Костромская область 17
- Курская область 19
- Липецкая область 21
- Московская область 23
- Орловская область 25
- Рязанская область 27
- Смоленская область 29
- Тамбовская область 31
- Тверская область 33
- Тульская область 35
- Ярославская область 37
- Москва 39

**Дальневосточный ФО** 41
- Республика Саха (Якутия) 43
- Камчатский край 45
- Приморский край 47
- Хабаровский край 49
- Амурская область 51
- Магаданская область 53
- Сахалинская область 55
- Еврейская автономная область 57
- Чукотский автономный округ 59

**Приволжский ФО** 61
- Республика Башкортостан 63
- Республика Марий Эл 65
- Республика Мордовия 67
- Республика Татарстан 69
- Удмуртская Республика 71
- Чувашская Республика 73
- Пермский край 75
- Кировская область 77
- Нижегородская область 79
- Оренбургская область 81
- Пензенская область 83
- Самарская область 85
- Саратовская область 87
- Ульяновская область 89

**Северо-Западный ФО** 91
- Республика Карелия 93
- Республика Коми 95
- Архангельская область 97
- Ненецкий автономный округ 99
- Вологодская область 101
- Калининградская область 103
- Ленинградская область 105
- Мурманская область 107
- Новгородская область 109
- Псковская область 111
- Санкт-Петербург 113

**Северо-Кавказский ФО** 115
- Республика Дагестан 117
- Республика Ингушетия 119
- Кабардино-Балкарская Республика 121
- Карачаево-Черкесская Республика 123
- Республика Северная Осетия-Алания 125
- Чеченская Республика 127
- Ставропольский край 129

**Сибирский ФО** 131
- Республика Алтай 133
- Республика Бурятия 135
- Республика Тыва 137
- Республика Хакасия 139
- Алтайский край 141
- Забайкальский край 143
- Красноярский край 145
- Иркутская область 147
- Кемеровская область 149
- Новосибирская область 151
- Омская область 153
- Томская область 155

**Уральский ФО** 157
- Курганская область 159
- Свердловская область 161
- Тюменская область 163
- Ханты-Мансийский автономный округ 165
- Ямало-Ненецкий автономный округ 167
- Челябинская область 169

**Южный ФО** 171
- Республика Адыгея 173
- Республика Калмыкия 175
- Краснодарский край 177
- Астраханская область 179
- Волгоградская область 181
- Ростовская область 183
- Республика Крым 185
- Севастополь 187
- Донецкая Народная Республика 189
- Луганская Народная Республика 191
- Херсонская область 193
- Запорожская область 195

# Российская Федерация

## основная информация региона

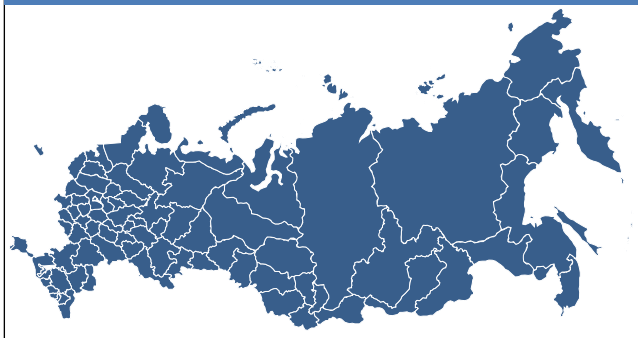

| | |
|---|---|
| **Население (на 01.01.2013)** | 143347,1 тыс. человек |
| **Среднемесячная зарплата** | 23058 руб. на чел |
| **Валовой продукт (в 2011)** | 45265221,6 млн. руб. |
| **Площадь** | 17098,2 тыс. км² |

## Распределение продаж по сегментам Декабрь 2022

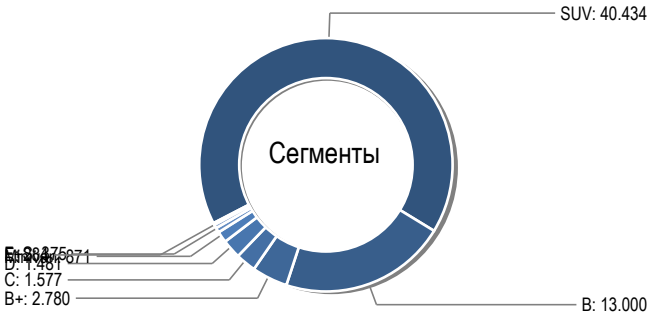


## Сравнения средней цены в сегменте за Декабрь 2022

| | Декабрь 2022 | Янв. - Дек. 2022 | Изменение |
|---|---|---|---|
| | средняя цена в рублях | | |
| F+S | 0 | 0 | 0 |
| E | 0 | 0 | 0 |
| D | 0 | 0 | 0 |
| SUV | 0 | 0 | 0 |
| C | 0 | 0 | 0 |
| Minivan | 0 | 0 | 0 |
| - | 0 | 0 | 0 |
| UNSPEC | 0 | 0 | 0 |
| B+ | 0 | 0 | 0 |
| A | 0 | 0 | 0 |
| B | 0 | 0 | 0 |
| SUX | 0 | 0 | 0 |

## Соотношение оборота в сегменте к его продажам

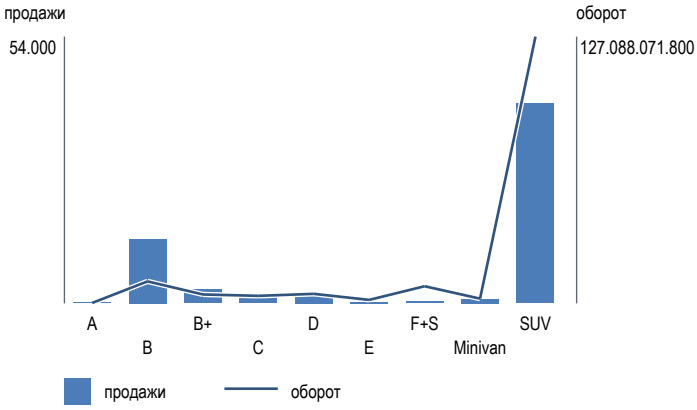


## Топ 30 марок: месячный оборот в сегменте

| | A | B | B+ | C | D | E | F+S | Minivan | SUV |
|---|---|---|---|---|---|---|---|---|---|
| **Марка** | | | | **Декабрь 2022 (тысяч руб.)** | | | | | |
| CHERY | 0 | 0 | 0 | 0 | 0 | 0 | 0 | 0 | 0 |
| LADA | 0 | 0 | 0 | 0 | 0 | 0 | 0 | 0 | 0 |
| MERCEDES | 0 | 0 | 0 | 0 | 0 | 0 | 0 | 0 | 0 |
| KIA | 0 | 0 | 0 | 0 | 0 | 0 | 0 | 0 | 0 |
| HYUNDAI | 0 | 0 | 0 | 0 | 0 | 0 | 0 | 0 | 0 |
| GEELY | 0 | 0 | 0 | 0 | 0 | 0 | 0 | 0 | 0 |
| HAVAL | 0 | 0 | 0 | 0 | 0 | 0 | 0 | 0 | 0 |
| EXEED | 0 | 0 | 0 | 0 | 0 | 0 | 0 | 0 | 0 |
| TOYOTA | 0 | 0 | 0 | 0 | 0 | 0 | 0 | 0 | 0 |
| BMW | 0 | 0 | 0 | 0 | 0 | 0 | 0 | 0 | 0 |
| MITSUBISHI | 0 | 0 | 0 | 0 | 0 | 0 | 0 | 0 | 0 |
| AUDI | 0 | 0 | 0 | 0 | 0 | 0 | 0 | 0 | 0 |
| OMODA | 0 | 0 | 0 | 0 | 0 | 0 | 0 | 0 | 0 |
| LEXUS | 0 | 0 | 0 | 0 | 0 | 0 | 0 | 0 | 0 |
| VOLKSWAGEN | 0 | 0 | 0 | 0 | 0 | 0 | 0 | 0 | 0 |
| PORSCHE | 0 | 0 | 0 | 0 | 0 | 0 | 0 | 0 | 0 |
| RENAULT | 0 | 0 | 0 | 0 | 0 | 0 | 0 | 0 | 0 |
| UAZ | 0 | 0 | 0 | 0 | 0 | 0 | 0 | 0 | 0 |
| MAZDA | 0 | 0 | 0 | 0 | 0 | 0 | 0 | 0 | 0 |
| GENESIS | 0 | 0 | 0 | 0 | 0 | 0 | 0 | 0 | 0 |
| SKODA | 0 | 0 | 0 | 0 | 0 | 0 | 0 | 0 | 0 |
| LANDROVER | 0 | 0 | 0 | 0 | 0 | 0 | 0 | 0 | 0 |
| CHANGAN | 0 | 0 | 0 | 0 | 0 | 0 | 0 | 0 | 0 |
| NISSAN | 0 | 0 | 0 | 0 | 0 | 0 | 0 | 0 | 0 |
| ROLLS ROYCE | 0 | 0 | 0 | 0 | 0 | 0 | 0 | 0 | 0 |
| CHEVROLET | 0 | 0 | 0 | 0 | 0 | 0 | 0 | 0 | 0 |
| SUBARU | 0 | 0 | 0 | 0 | 0 | 0 | 0 | 0 | 0 |
| CADILLAC | 0 | 0 | 0 | 0 | 0 | 0 | 0 | 0 | 0 |
| TESLA | 0 | 0 | 0 | 0 | 0 | 0 | 0 | 0 | 0 |
| JEEP | 0 | 0 | 0 | 0 | 0 | 0 | 0 | 0 | 0 |

Дополнительная информация: Юдаков Олег, тел.: 8-903-735-9056, www.avtostat-info.com, email: udakov07@yandex.ru, udakov07@gmail.com

## Месячный оборот в сегменте

| | Янв. | Фев. | Мар. | Апр. | Май | Июн. | Июл. | Авг. | Сен. | Окт. | Ноя. | Дек. | Всего |
|---|---|---|---|---|---|---|---|---|---|---|---|---|---|
| | | | | | | | 2022 | | | | | | |
| Сегмент | тысяч руб. | | | | | | | | | | | | |
| SUV | 0 | 0 | 0 | 0 | 0 | 0 | 0 | 0 | 0 | 0 | 0 | 0 | **0** |
| B+ | 0 | 0 | 0 | 0 | 0 | 0 | 0 | 0 | 0 | 0 | 0 | 0 | **0** |
| F+S | 0 | 0 | 0 | 0 | 0 | 0 | 0 | 0 | 0 | 0 | 0 | 0 | **0** |
| D | 0 | 0 | 0 | 0 | 0 | 0 | 0 | 0 | 0 | 0 | 0 | 0 | **0** |
| E | 0 | 0 | 0 | 0 | 0 | 0 | 0 | 0 | 0 | 0 | 0 | 0 | **0** |
| C | 0 | 0 | 0 | 0 | 0 | 0 | 0 | 0 | 0 | 0 | 0 | 0 | **0** |
| Minivan | 0 | 0 | 0 | 0 | 0 | 0 | 0 | 0 | 0 | 0 | 0 | 0 | **0** |
| A | 0 | 0 | 0 | 0 | 0 | 0 | 0 | 0 | 0 | 0 | 0 | 0 | **0** |
| B | 0 | 0 | 0 | 0 | 0 | 0 | 0 | 0 | 0 | 0 | 0 | 0 | **0** |
| UNSPEC | 0 | 0 | 0 | 0 | 0 | 0 | 0 | 0 | 0 | 0 | 0 | 0 | **0** |
| SUX | 0 | 0 | 0 | 0 | 0 | 0 | 0 | 0 | 0 | 0 | 0 | 0 | **0** |
| - | 0 | 0 | 0 | 0 | 0 | 0 | 0 | 0 | 0 | 0 | 0 | 0 | **0** |

## Топ 40 моделей по обороту

| | | | Декабрь 2022 | | | Янв. - Дек. 2022 | |
|---|---|---|---|---|---|---|---|
| Марка | Модель | Сегмент | Сред. цена | Кол-во | Оборот | Кол-во | Оборот ↓ |
| 0 | 0 | 0 | 0 | 0 | 0 | 0 | **0** |
| 0 | 0 | 0 | 0 | 0 | 0 | 0 | **0** |
| 0 | 0 | 0 | 0 | 0 | 0 | 0 | **0** |
| 0 | 0 | 0 | 0 | 0 | 0 | 0 | **0** |
| 0 | 0 | 0 | 0 | 0 | 0 | 0 | **0** |
| 0 | 0 | 0 | 0 | 0 | 0 | 0 | **0** |
| 0 | 0 | 0 | 0 | 0 | 0 | 0 | **0** |
| 0 | 0 | 0 | 0 | 0 | 0 | 0 | **0** |
| 0 | 0 | 0 | 0 | 0 | 0 | 0 | **0** |
| 0 | 0 | 0 | 0 | 0 | 0 | 0 | **0** |
| 0 | 0 | 0 | 0 | 0 | 0 | 0 | **0** |
| 0 | 0 | 0 | 0 | 0 | 0 | 0 | **0** |
| 0 | 0 | 0 | 0 | 0 | 0 | 0 | **0** |
| 0 | 0 | 0 | 0 | 0 | 0 | 0 | **0** |
| 0 | 0 | 0 | 0 | 0 | 0 | 0 | **0** |
| 0 | 0 | 0 | 0 | 0 | 0 | 0 | **0** |
| 0 | 0 | 0 | 0 | 0 | 0 | 0 | **0** |
| 0 | 0 | 0 | 0 | 0 | 0 | 0 | **0** |
| 0 | 0 | 0 | 0 | 0 | 0 | 0 | **0** |
| 0 | 0 | 0 | 0 | 0 | 0 | 0 | **0** |
| 0 | 0 | 0 | 0 | 0 | 0 | 0 | **0** |
| 0 | 0 | 0 | 0 | 0 | 0 | 0 | **0** |
| 0 | 0 | 0 | 0 | 0 | 0 | 0 | **0** |
| 0 | 0 | 0 | 0 | 0 | 0 | 0 | **0** |
| 0 | 0 | 0 | 0 | 0 | 0 | 0 | **0** |
| 0 | 0 | 0 | 0 | 0 | 0 | 0 | **0** |
| 0 | 0 | 0 | 0 | 0 | 0 | 0 | **0** |
| 0 | 0 | 0 | 0 | 0 | 0 | 0 | **0** |
| 0 | 0 | 0 | 0 | 0 | 0 | 0 | **0** |
| 0 | 0 | 0 | 0 | 0 | 0 | 0 | **0** |
| 0 | 0 | 0 | 0 | 0 | 0 | 0 | **0** |
| 0 | 0 | 0 | 0 | 0 | 0 | 0 | **0** |
| 0 | 0 | 0 | 0 | 0 | 0 | 0 | **0** |
| 0 | 0 | 0 | 0 | 0 | 0 | 0 | **0** |
| 0 | 0 | 0 | 0 | 0 | 0 | 0 | **0** |
| 0 | 0 | 0 | 0 | 0 | 0 | 0 | **0** |
| 0 | 0 | 0 | 0 | 0 | 0 | 0 | **0** |
| 0 | 0 | 0 | 0 | 0 | 0 | 0 | **0** |
| 0 | 0 | 0 | 0 | 0 | 0 | 0 | **0** |
| 0 | 0 | 0 | 0 | 0 | 0 | 0 | **0** |
| 0 | 0 | 0 | 0 | 0 | 0 | 0 | **0** |
| 0 | 0 | 0 | 0 | 0 | 0 | 0 | **0** |
| 0 | 0 | 0 | 0 | 0 | 0 | 0 | **0** |

# Центральный федеральный округ

## основная информация региона

| | |
|---|---|
| **Население (на 01.01.2013)** | 38678,9 тыс. человек |
| **Среднемесячная зарплата** | 29721 руб. на чел |
| **Валовой продукт (в 2011)** | 16170448,5 млн. руб. |
| **Площадь** | 650,2 тыс. км² |

## Распределение продаж по сегментам Декабрь 2022

## Сравнения средней цены в сегменте за Декабрь 2022

| | Декабрь 2022 | Янв. - Дек. 2022 | Изменение |
|---|---|---|---|
| | средняя цена в рублях | | |
| F+S | 0 | 0 | 0 |
| E | 0 | 0 | 0 |
| SUV | 0 | 0 | 0 |
| D | 0 | 0 | 0 |
| C | 0 | 0 | 0 |
| Minivan | 0 | 0 | 0 |
| UNSPEC | 0 | 0 | 0 |
| B+ | 0 | 0 | 0 |
| A | 0 | 0 | 0 |
| B | 0 | 0 | 0 |
| SUX | 0 | 0 | 0 |

## Соотношение оборота в сегменте к его продажам

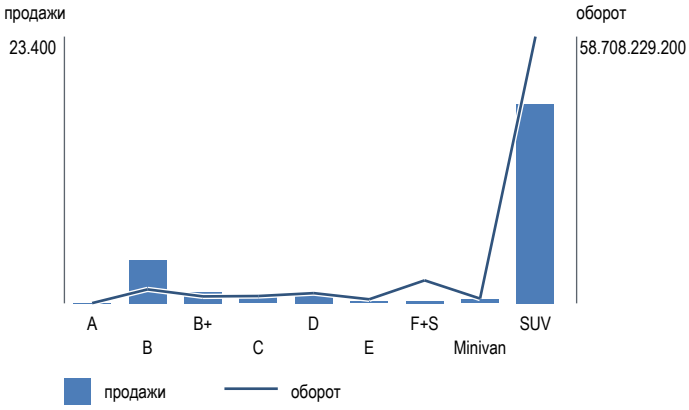


## Топ 30 марок: месячный оборот в сегменте

| | A | B | B+ | C | D | E | F+S | Minivan | SUV |
|---|---|---|---|---|---|---|---|---|---|
| **Марка** | | | | **Декабрь 2022 (тысяч руб.)** | | | | | |
| MERCEDES | 0 | 0 | 0 | 0 | 0 | 0 | 0 | 0 | 0 |
| CHERY | 0 | 0 | 0 | 0 | 0 | 0 | 0 | 0 | 0 |
| GEELY | 0 | 0 | 0 | 0 | 0 | 0 | 0 | 0 | 0 |
| HAVAL | 0 | 0 | 0 | 0 | 0 | 0 | 0 | 0 | 0 |
| KIA | 0 | 0 | 0 | 0 | 0 | 0 | 0 | 0 | 0 |
| LADA | 0 | 0 | 0 | 0 | 0 | 0 | 0 | 0 | 0 |
| HYUNDAI | 0 | 0 | 0 | 0 | 0 | 0 | 0 | 0 | 0 |
| EXEED | 0 | 0 | 0 | 0 | 0 | 0 | 0 | 0 | 0 |
| TOYOTA | 0 | 0 | 0 | 0 | 0 | 0 | 0 | 0 | 0 |
| BMW | 0 | 0 | 0 | 0 | 0 | 0 | 0 | 0 | 0 |
| AUDI | 0 | 0 | 0 | 0 | 0 | 0 | 0 | 0 | 0 |
| PORSCHE | 0 | 0 | 0 | 0 | 0 | 0 | 0 | 0 | 0 |
| VOLKSWAGEN | 0 | 0 | 0 | 0 | 0 | 0 | 0 | 0 | 0 |
| LEXUS | 0 | 0 | 0 | 0 | 0 | 0 | 0 | 0 | 0 |
| GENESIS | 0 | 0 | 0 | 0 | 0 | 0 | 0 | 0 | 0 |
| MITSUBISHI | 0 | 0 | 0 | 0 | 0 | 0 | 0 | 0 | 0 |
| OMODA | 0 | 0 | 0 | 0 | 0 | 0 | 0 | 0 | 0 |
| MAZDA | 0 | 0 | 0 | 0 | 0 | 0 | 0 | 0 | 0 |
| ROLLS ROYCE | 0 | 0 | 0 | 0 | 0 | 0 | 0 | 0 | 0 |
| UAZ | 0 | 0 | 0 | 0 | 0 | 0 | 0 | 0 | 0 |
| SKODA | 0 | 0 | 0 | 0 | 0 | 0 | 0 | 0 | 0 |
| LANDROVER | 0 | 0 | 0 | 0 | 0 | 0 | 0 | 0 | 0 |
| RENAULT | 0 | 0 | 0 | 0 | 0 | 0 | 0 | 0 | 0 |
| CHANGAN | 0 | 0 | 0 | 0 | 0 | 0 | 0 | 0 | 0 |
| EVOLUTE | 0 | 0 | 0 | 0 | 0 | 0 | 0 | 0 | 0 |
| CADILLAC | 0 | 0 | 0 | 0 | 0 | 0 | 0 | 0 | 0 |
| NISSAN | 0 | 0 | 0 | 0 | 0 | 0 | 0 | 0 | 0 |
| TESLA | 0 | 0 | 0 | 0 | 0 | 0 | 0 | 0 | 0 |
| JEEP | 0 | 0 | 0 | 0 | 0 | 0 | 0 | 0 | 0 |
| CHEVROLET | 0 | 0 | 0 | 0 | 0 | 0 | 0 | 0 | 0 |

## Месячный оборот в сегменте

| | Янв. | Фев. | Мар. | Апр. | Май | Июн. | Июл. | Авг. | Сен. | Окт. | Ноя. | Дек. | Всего |
|---|---|---|---|---|---|---|---|---|---|---|---|---|---|
| | | | | | | | 2022 | | | | | | |
| Сегмент | тысяч руб. | | | | | | | | | | | | |
| E | 0 | 0 | 0 | 0 | 0 | 0 | 0 | 0 | 0 | 0 | 0 | 0 | **0** |
| SUV | 0 | 0 | 0 | 0 | 0 | 0 | 0 | 0 | 0 | 0 | 0 | 0 | **0** |
| F+S | 0 | 0 | 0 | 0 | 0 | 0 | 0 | 0 | 0 | 0 | 0 | 0 | **0** |
| C | 0 | 0 | 0 | 0 | 0 | 0 | 0 | 0 | 0 | 0 | 0 | 0 | **0** |
| B+ | 0 | 0 | 0 | 0 | 0 | 0 | 0 | 0 | 0 | 0 | 0 | 0 | **0** |
| Minivan | 0 | 0 | 0 | 0 | 0 | 0 | 0 | 0 | 0 | 0 | 0 | 0 | **0** |
| D | 0 | 0 | 0 | 0 | 0 | 0 | 0 | 0 | 0 | 0 | 0 | 0 | **0** |
| A | 0 | 0 | 0 | 0 | 0 | 0 | 0 | 0 | 0 | 0 | 0 | 0 | **0** |
| B | 0 | 0 | 0 | 0 | 0 | 0 | 0 | 0 | 0 | 0 | 0 | 0 | **0** |
| UNSPEC | 0 | 0 | 0 | 0 | 0 | 0 | 0 | 0 | 0 | 0 | 0 | 0 | **0** |
| SUX | 0 | 0 | 0 | 0 | 0 | 0 | 0 | 0 | 0 | 0 | 0 | 0 | **0** |

## Топ 40 моделей по обороту

| | | | Декабрь 2022 | | | Янв. - Дек. 2022 | |
|---|---|---|---|---|---|---|---|
| Марка | Модель | Сегмент | Сред. цена | Кол-во | Оборот | Кол-во | Оборот ↓ |
| 0 | 0 | 0 | 0 | 0 | 0 | 0 | **0** |
| 0 | 0 | 0 | 0 | 0 | 0 | 0 | **0** |
| 0 | 0 | 0 | 0 | 0 | 0 | 0 | **0** |
| 0 | 0 | 0 | 0 | 0 | 0 | 0 | **0** |
| 0 | 0 | 0 | 0 | 0 | 0 | 0 | **0** |
| 0 | 0 | 0 | 0 | 0 | 0 | 0 | **0** |
| 0 | 0 | 0 | 0 | 0 | 0 | 0 | **0** |
| 0 | 0 | 0 | 0 | 0 | 0 | 0 | **0** |
| 0 | 0 | 0 | 0 | 0 | 0 | 0 | **0** |
| 0 | 0 | 0 | 0 | 0 | 0 | 0 | **0** |
| 0 | 0 | 0 | 0 | 0 | 0 | 0 | **0** |
| 0 | 0 | 0 | 0 | 0 | 0 | 0 | **0** |
| 0 | 0 | 0 | 0 | 0 | 0 | 0 | **0** |
| 0 | 0 | 0 | 0 | 0 | 0 | 0 | **0** |
| 0 | 0 | 0 | 0 | 0 | 0 | 0 | **0** |
| 0 | 0 | 0 | 0 | 0 | 0 | 0 | **0** |
| 0 | 0 | 0 | 0 | 0 | 0 | 0 | **0** |
| 0 | 0 | 0 | 0 | 0 | 0 | 0 | **0** |
| 0 | 0 | 0 | 0 | 0 | 0 | 0 | **0** |
| 0 | 0 | 0 | 0 | 0 | 0 | 0 | **0** |
| 0 | 0 | 0 | 0 | 0 | 0 | 0 | **0** |
| 0 | 0 | 0 | 0 | 0 | 0 | 0 | **0** |
| 0 | 0 | 0 | 0 | 0 | 0 | 0 | **0** |
| 0 | 0 | 0 | 0 | 0 | 0 | 0 | **0** |
| 0 | 0 | 0 | 0 | 0 | 0 | 0 | **0** |
| 0 | 0 | 0 | 0 | 0 | 0 | 0 | **0** |
| 0 | 0 | 0 | 0 | 0 | 0 | 0 | **0** |
| 0 | 0 | 0 | 0 | 0 | 0 | 0 | **0** |
| 0 | 0 | 0 | 0 | 0 | 0 | 0 | **0** |
| 0 | 0 | 0 | 0 | 0 | 0 | 0 | **0** |
| 0 | 0 | 0 | 0 | 0 | 0 | 0 | **0** |
| 0 | 0 | 0 | 0 | 0 | 0 | 0 | **0** |
| 0 | 0 | 0 | 0 | 0 | 0 | 0 | **0** |
| 0 | 0 | 0 | 0 | 0 | 0 | 0 | **0** |
| 0 | 0 | 0 | 0 | 0 | 0 | 0 | **0** |
| 0 | 0 | 0 | 0 | 0 | 0 | 0 | **0** |
| 0 | 0 | 0 | 0 | 0 | 0 | 0 | **0** |
| 0 | 0 | 0 | 0 | 0 | 0 | 0 | **0** |
| 0 | 0 | 0 | 0 | 0 | 0 | 0 | **0** |
| 0 | 0 | 0 | 0 | 0 | 0 | 0 | **0** |
| 0 | 0 | 0 | 0 | 0 | 0 | 0 | **0** |

# Дальневосточный федеральный округ

## основная информация региона

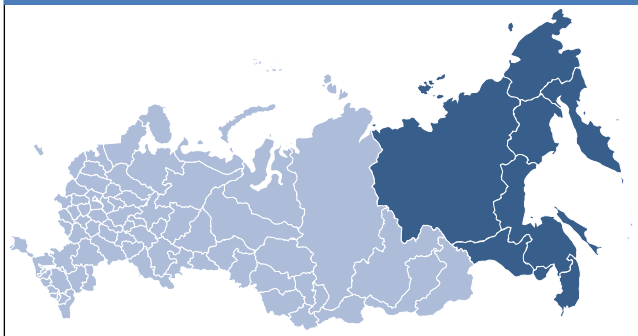

| | |
|---|---|
| **Население (на 01.01.2013)** | 6251,5 тыс. человек |
| **Среднемесячная зарплата** | 25325,9 руб. на чел |
| **Валовой продукт (в 2011)** | 2520793,5 млн. руб. |
| **Площадь** | 6169,3 тыс. км² |

## Распределение продаж по сегментам Декабрь 2022

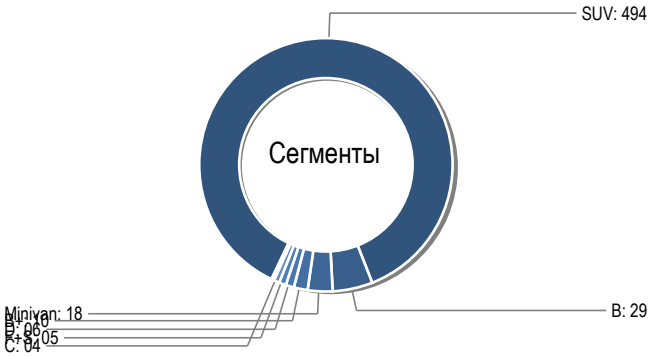


## Сравнения средней цены в сегменте за Декабрь 2022

| | Декабрь 2022 | Янв. - Дек. 2022 | Изменение |
|---|---|---|---|
| | средняя цена в рублях | | |
| F+S | 0 | 0 | 0 |
| E | 0 | 0 | 0 |
| SUV | 0 | 0 | 0 |
| D | 0 | 0 | 0 |
| C | 0 | 0 | 0 |
| UNSPEC | 0 | 0 | 0 |
| Minivan | 0 | 0 | 0 |
| - | 0 | 0 | 0 |
| B+ | 0 | 0 | 0 |
| A | 0 | 0 | 0 |
| B | 0 | 0 | 0 |

## Соотношение оборота в сегменте к его продажам

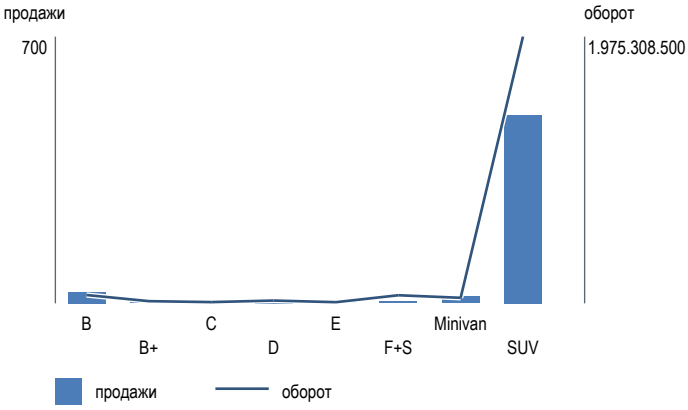


## Топ 30 марок: месячный оборот в сегменте

| | B | B+ | C | D | E | F+S | Minivan | SUV |
|---|---|---|---|---|---|---|---|---|
| **Марка** | | | | Декабрь 2022 (тысяч руб.) | | | | |
| TOYOTA | 0 | 0 | 0 | 0 | 0 | 0 | 0 | 0 |
| MERCEDES | 0 | 0 | 0 | 0 | 0 | 0 | 0 | 0 |
| BMW | 0 | 0 | 0 | 0 | 0 | 0 | 0 | 0 |
| LEXUS | 0 | 0 | 0 | 0 | 0 | 0 | 0 | 0 |
| LADA | 0 | 0 | 0 | 0 | 0 | 0 | 0 | 0 |
| HYUNDAI | 0 | 0 | 0 | 0 | 0 | 0 | 0 | 0 |
| UAZ | 0 | 0 | 0 | 0 | 0 | 0 | 0 | 0 |
| KIA | 0 | 0 | 0 | 0 | 0 | 0 | 0 | 0 |
| SUBARU | 0 | 0 | 0 | 0 | 0 | 0 | 0 | 0 |
| EXEED | 0 | 0 | 0 | 0 | 0 | 0 | 0 | 0 |
| HAVAL | 0 | 0 | 0 | 0 | 0 | 0 | 0 | 0 |
| GEELY | 0 | 0 | 0 | 0 | 0 | 0 | 0 | 0 |
| CHERY | 0 | 0 | 0 | 0 | 0 | 0 | 0 | 0 |
| GENESIS | 0 | 0 | 0 | 0 | 0 | 0 | 0 | 0 |
| JEEP | 0 | 0 | 0 | 0 | 0 | 0 | 0 | 0 |
| LANDROVER | 0 | 0 | 0 | 0 | 0 | 0 | 0 | 0 |
| MITSUBISHI | 0 | 0 | 0 | 0 | 0 | 0 | 0 | 0 |
| AUDI | 0 | 0 | 0 | 0 | 0 | 0 | 0 | 0 |
| NISSAN | 0 | 0 | 0 | 0 | 0 | 0 | 0 | 0 |
| MAZDA | 0 | 0 | 0 | 0 | 0 | 0 | 0 | 0 |
| HONDA | 0 | 0 | 0 | 0 | 0 | 0 | 0 | 0 |
| SKODA | 0 | 0 | 0 | 0 | 0 | 0 | 0 | 0 |
| SUZUKI | 0 | 0 | 0 | 0 | 0 | 0 | 0 | 0 |
| RENAULT | 0 | 0 | 0 | 0 | 0 | 0 | 0 | 0 |
| INFINITI | 0 | 0 | 0 | 0 | 0 | 0 | 0 | 0 |
| OMODA | 0 | 0 | 0 | 0 | 0 | 0 | 0 | 0 |
| DODGE | 0 | 0 | 0 | 0 | 0 | 0 | 0 | 0 |
| VOLKSWAGEN | 0 | 0 | 0 | 0 | 0 | 0 | 0 | 0 |
| BYD | 0 | 0 | 0 | 0 | 0 | 0 | 0 | 0 |
| JAC | 0 | 0 | 0 | 0 | 0 | 0 | 0 | 0 |

## Месячный оборот в сегменте

| | Янв. | Фев. | Мар. | Апр. | Май | Июн. | Июл. | Авг. | Сен. | Окт. | Ноя. | Дек. | Всего |
|---|---|---|---|---|---|---|---|---|---|---|---|---|---|
| | | | | | | | 2022 | | | | | | |
| Сегмент | тысяч руб. | | | | | | | | | | | | |
| SUV | 0 | 0 | 0 | 0 | 0 | 0 | 0 | 0 | 0 | 0 | 0 | 0 | **0** |
| D | 0 | 0 | 0 | 0 | 0 | 0 | 0 | 0 | 0 | 0 | 0 | 0 | **0** |
| B+ | 0 | 0 | 0 | 0 | 0 | 0 | 0 | 0 | 0 | 0 | 0 | 0 | **0** |
| C | 0 | 0 | 0 | 0 | 0 | 0 | 0 | 0 | 0 | 0 | 0 | 0 | **0** |
| B | 0 | 0 | 0 | 0 | 0 | 0 | 0 | 0 | 0 | 0 | 0 | 0 | **0** |
| A | 0 | 0 | 0 | 0 | 0 | 0 | 0 | 0 | 0 | 0 | 0 | 0 | **0** |
| E | 0 | 0 | 0 | 0 | 0 | 0 | 0 | 0 | 0 | 0 | 0 | 0 | **0** |
| Minivan | 0 | 0 | 0 | 0 | 0 | 0 | 0 | 0 | 0 | 0 | 0 | 0 | **0** |
| F+S | 0 | 0 | 0 | 0 | 0 | 0 | 0 | 0 | 0 | 0 | 0 | 0 | **0** |
| UNSPEC | 0 | 0 | 0 | 0 | 0 | 0 | 0 | 0 | 0 | 0 | 0 | 0 | **0** |
| - | 0 | 0 | 0 | 0 | 0 | 0 | 0 | 0 | 0 | 0 | 0 | 0 | **0** |
| | | | | | | | | | | | | | |

## Топ 40 моделей по обороту

| | | | Декабрь 2022 | | | Янв. - Дек. 2022 | |
|---|---|---|---|---|---|---|---|
| Марка | Модель | Сегмент | Сред. цена | Кол-во | Оборот | Кол-во | Оборот ↓ |
| 0 | 0 | 0 | 0 | 0 | 0 | 0 | **0** |
| 0 | 0 | 0 | 0 | 0 | 0 | 0 | **0** |
| 0 | 0 | 0 | 0 | 0 | 0 | 0 | **0** |
| 0 | 0 | 0 | 0 | 0 | 0 | 0 | **0** |
| 0 | 0 | 0 | 0 | 0 | 0 | 0 | **0** |
| 0 | 0 | 0 | 0 | 0 | 0 | 0 | **0** |
| 0 | 0 | 0 | 0 | 0 | 0 | 0 | **0** |
| 0 | 0 | 0 | 0 | 0 | 0 | 0 | **0** |
| 0 | 0 | 0 | 0 | 0 | 0 | 0 | **0** |
| 0 | 0 | 0 | 0 | 0 | 0 | 0 | **0** |
| 0 | 0 | 0 | 0 | 0 | 0 | 0 | **0** |
| 0 | 0 | 0 | 0 | 0 | 0 | 0 | **0** |
| 0 | 0 | 0 | 0 | 0 | 0 | 0 | **0** |
| 0 | 0 | 0 | 0 | 0 | 0 | 0 | **0** |
| 0 | 0 | 0 | 0 | 0 | 0 | 0 | **0** |
| 0 | 0 | 0 | 0 | 0 | 0 | 0 | **0** |
| 0 | 0 | 0 | 0 | 0 | 0 | 0 | **0** |
| 0 | 0 | 0 | 0 | 0 | 0 | 0 | **0** |
| 0 | 0 | 0 | 0 | 0 | 0 | 0 | **0** |
| 0 | 0 | 0 | 0 | 0 | 0 | 0 | **0** |
| 0 | 0 | 0 | 0 | 0 | 0 | 0 | **0** |
| 0 | 0 | 0 | 0 | 0 | 0 | 0 | **0** |
| 0 | 0 | 0 | 0 | 0 | 0 | 0 | **0** |
| 0 | 0 | 0 | 0 | 0 | 0 | 0 | **0** |
| 0 | 0 | 0 | 0 | 0 | 0 | 0 | **0** |
| 0 | 0 | 0 | 0 | 0 | 0 | 0 | **0** |
| 0 | 0 | 0 | 0 | 0 | 0 | 0 | **0** |
| 0 | 0 | 0 | 0 | 0 | 0 | 0 | **0** |
| 0 | 0 | 0 | 0 | 0 | 0 | 0 | **0** |
| 0 | 0 | 0 | 0 | 0 | 0 | 0 | **0** |
| 0 | 0 | 0 | 0 | 0 | 0 | 0 | **0** |
| 0 | 0 | 0 | 0 | 0 | 0 | 0 | **0** |
| 0 | 0 | 0 | 0 | 0 | 0 | 0 | **0** |
| 0 | 0 | 0 | 0 | 0 | 0 | 0 | **0** |
| 0 | 0 | 0 | 0 | 0 | 0 | 0 | **0** |
| 0 | 0 | 0 | 0 | 0 | 0 | 0 | **0** |
| 0 | 0 | 0 | 0 | 0 | 0 | 0 | **0** |
| 0 | 0 | 0 | 0 | 0 | 0 | 0 | **0** |
| 0 | 0 | 0 | 0 | 0 | 0 | 0 | **0** |
| 0 | 0 | 0 | 0 | 0 | 0 | 0 | **0** |

# Приволжский федеральный округ

## основная информация региона

| | |
|---|---|
| **Население (на 01.01.2013)** | 29772,2 тыс. человек |
| **Среднемесячная зарплата** | 19596,8 руб. на чел |
| **Валовой продукт (в 2011)** | 6987511,5 млн. руб. |
| **Площадь** | 1037 тыс. км² |

## Распределение продаж по сегментам Декабрь 2022

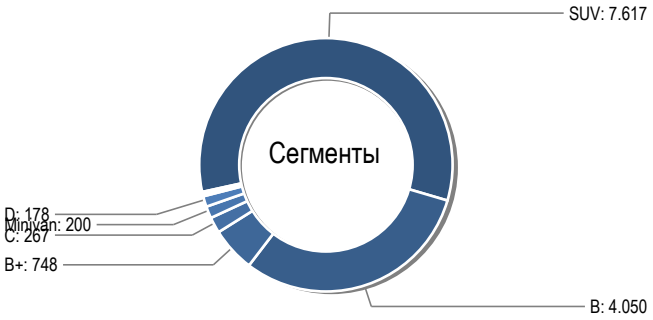


## Сравнения средней цены в сегменте за Декабрь 2022

| | Декабрь 2022 | Янв. - Дек. 2022 | Изменение |
|---|---|---|---|
| | средняя цена в рублях | | |
| F+S | 0 | 0 | 0 |
| E | 0 | 0 | 0 |
| D | 0 | 0 | 0 |
| SUV | 0 | 0 | 0 |
| C | 0 | 0 | 0 |
| Minivan | 0 | 0 | 0 |
| B+ | 0 | 0 | 0 |
| A | 0 | 0 | 0 |
| UNSPEC | 0 | 0 | 0 |
| B | 0 | 0 | 0 |
| | | | |

## Соотношение оборота в сегменте к его продажам

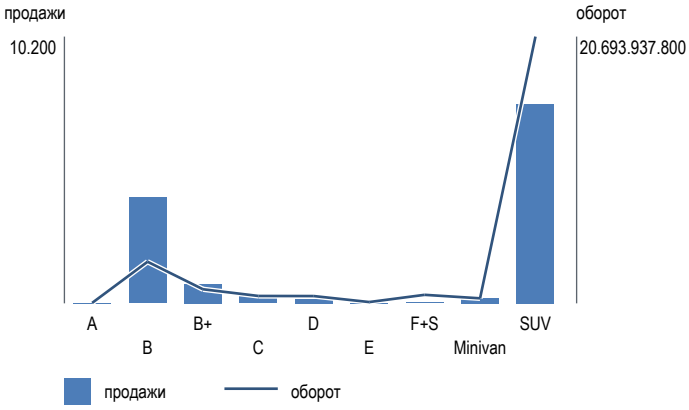


## Топ 30 марок: месячный оборот в сегменте

| | A | B | B+ | C | D | E | F+S | Minivan | SUV |
|---|---|---|---|---|---|---|---|---|---|
| **Марка** | | | | **Декабрь 2022 (тысяч руб.)** | | | | | |
| LADA | 0 | 0 | 0 | 0 | 0 | 0 | 0 | 0 | 0 |
| CHERY | 0 | 0 | 0 | 0 | 0 | 0 | 0 | 0 | 0 |
| HYUNDAI | 0 | 0 | 0 | 0 | 0 | 0 | 0 | 0 | 0 |
| KIA | 0 | 0 | 0 | 0 | 0 | 0 | 0 | 0 | 0 |
| HAVAL | 0 | 0 | 0 | 0 | 0 | 0 | 0 | 0 | 0 |
| MERCEDES | 0 | 0 | 0 | 0 | 0 | 0 | 0 | 0 | 0 |
| GEELY | 0 | 0 | 0 | 0 | 0 | 0 | 0 | 0 | 0 |
| EXEED | 0 | 0 | 0 | 0 | 0 | 0 | 0 | 0 | 0 |
| MITSUBISHI | 0 | 0 | 0 | 0 | 0 | 0 | 0 | 0 | 0 |
| TOYOTA | 0 | 0 | 0 | 0 | 0 | 0 | 0 | 0 | 0 |
| RENAULT | 0 | 0 | 0 | 0 | 0 | 0 | 0 | 0 | 0 |
| BMW | 0 | 0 | 0 | 0 | 0 | 0 | 0 | 0 | 0 |
| OMODA | 0 | 0 | 0 | 0 | 0 | 0 | 0 | 0 | 0 |
| LEXUS | 0 | 0 | 0 | 0 | 0 | 0 | 0 | 0 | 0 |
| UAZ | 0 | 0 | 0 | 0 | 0 | 0 | 0 | 0 | 0 |
| AUDI | 0 | 0 | 0 | 0 | 0 | 0 | 0 | 0 | 0 |
| SKODA | 0 | 0 | 0 | 0 | 0 | 0 | 0 | 0 | 0 |
| VOLKSWAGEN | 0 | 0 | 0 | 0 | 0 | 0 | 0 | 0 | 0 |
| MAZDA | 0 | 0 | 0 | 0 | 0 | 0 | 0 | 0 | 0 |
| CHEVROLET | 0 | 0 | 0 | 0 | 0 | 0 | 0 | 0 | 0 |
| SUBARU | 0 | 0 | 0 | 0 | 0 | 0 | 0 | 0 | 0 |
| LANDROVER | 0 | 0 | 0 | 0 | 0 | 0 | 0 | 0 | 0 |
| PORSCHE | 0 | 0 | 0 | 0 | 0 | 0 | 0 | 0 | 0 |
| NISSAN | 0 | 0 | 0 | 0 | 0 | 0 | 0 | 0 | 0 |
| CHANGAN | 0 | 0 | 0 | 0 | 0 | 0 | 0 | 0 | 0 |
| GENESIS | 0 | 0 | 0 | 0 | 0 | 0 | 0 | 0 | 0 |
| FAW | 0 | 0 | 0 | 0 | 0 | 0 | 0 | 0 | 0 |
| ROLLS ROYCE | 0 | 0 | 0 | 0 | 0 | 0 | 0 | 0 | 0 |
| JEEP | 0 | 0 | 0 | 0 | 0 | 0 | 0 | 0 | 0 |
| TESLA | 0 | 0 | 0 | 0 | 0 | 0 | 0 | 0 | 0 |

## Месячный оборот в сегменте

| | Янв. | Фев. | Мар. | Апр. | Май | Июн. | Июл. | Авг. | Сен. | Окт. | Ноя. | Дек. | Всего |
|---|---|---|---|---|---|---|---|---|---|---|---|---|---|
| | | | | | | | 2022 | | | | | | |
| Сегмент | тысяч руб. | | | | | | | | | | | | |
| SUV | 0 | 0 | 0 | 0 | 0 | 0 | 0 | 0 | 0 | 0 | 0 | 0 | **0** |
| B+ | 0 | 0 | 0 | 0 | 0 | 0 | 0 | 0 | 0 | 0 | 0 | 0 | **0** |
| F+S | 0 | 0 | 0 | 0 | 0 | 0 | 0 | 0 | 0 | 0 | 0 | 0 | **0** |
| D | 0 | 0 | 0 | 0 | 0 | 0 | 0 | 0 | 0 | 0 | 0 | 0 | **0** |
| E | 0 | 0 | 0 | 0 | 0 | 0 | 0 | 0 | 0 | 0 | 0 | 0 | **0** |
| C | 0 | 0 | 0 | 0 | 0 | 0 | 0 | 0 | 0 | 0 | 0 | 0 | **0** |
| Minivan | 0 | 0 | 0 | 0 | 0 | 0 | 0 | 0 | 0 | 0 | 0 | 0 | **0** |
| A | 0 | 0 | 0 | 0 | 0 | 0 | 0 | 0 | 0 | 0 | 0 | 0 | **0** |
| B | 0 | 0 | 0 | 0 | 0 | 0 | 0 | 0 | 0 | 0 | 0 | 0 | **0** |
| UNSPEC | 0 | 0 | 0 | 0 | 0 | 0 | 0 | 0 | 0 | 0 | 0 | 0 | **0** |

## Топ 40 моделей по обороту

| | | | Декабрь 2022 | | | Янв. - Дек. 2022 | |
|---|---|---|---|---|---|---|---|
| Марка | Модель | Сегмент | Сред. цена | Кол-во | Оборот | Кол-во | Оборот ↓ |
| 0 | 0 | 0 | 0 | 0 | 0 | 0 | **0** |
| 0 | 0 | 0 | 0 | 0 | 0 | 0 | **0** |
| 0 | 0 | 0 | 0 | 0 | 0 | 0 | **0** |
| 0 | 0 | 0 | 0 | 0 | 0 | 0 | **0** |
| 0 | 0 | 0 | 0 | 0 | 0 | 0 | **0** |
| 0 | 0 | 0 | 0 | 0 | 0 | 0 | **0** |
| 0 | 0 | 0 | 0 | 0 | 0 | 0 | **0** |
| 0 | 0 | 0 | 0 | 0 | 0 | 0 | **0** |
| 0 | 0 | 0 | 0 | 0 | 0 | 0 | **0** |
| 0 | 0 | 0 | 0 | 0 | 0 | 0 | **0** |
| 0 | 0 | 0 | 0 | 0 | 0 | 0 | **0** |
| 0 | 0 | 0 | 0 | 0 | 0 | 0 | **0** |
| 0 | 0 | 0 | 0 | 0 | 0 | 0 | **0** |
| 0 | 0 | 0 | 0 | 0 | 0 | 0 | **0** |
| 0 | 0 | 0 | 0 | 0 | 0 | 0 | **0** |
| 0 | 0 | 0 | 0 | 0 | 0 | 0 | **0** |
| 0 | 0 | 0 | 0 | 0 | 0 | 0 | **0** |
| 0 | 0 | 0 | 0 | 0 | 0 | 0 | **0** |
| 0 | 0 | 0 | 0 | 0 | 0 | 0 | **0** |
| 0 | 0 | 0 | 0 | 0 | 0 | 0 | **0** |
| 0 | 0 | 0 | 0 | 0 | 0 | 0 | **0** |
| 0 | 0 | 0 | 0 | 0 | 0 | 0 | **0** |
| 0 | 0 | 0 | 0 | 0 | 0 | 0 | **0** |
| 0 | 0 | 0 | 0 | 0 | 0 | 0 | **0** |
| 0 | 0 | 0 | 0 | 0 | 0 | 0 | **0** |
| 0 | 0 | 0 | 0 | 0 | 0 | 0 | **0** |
| 0 | 0 | 0 | 0 | 0 | 0 | 0 | **0** |
| 0 | 0 | 0 | 0 | 0 | 0 | 0 | **0** |
| 0 | 0 | 0 | 0 | 0 | 0 | 0 | **0** |
| 0 | 0 | 0 | 0 | 0 | 0 | 0 | **0** |
| 0 | 0 | 0 | 0 | 0 | 0 | 0 | **0** |
| 0 | 0 | 0 | 0 | 0 | 0 | 0 | **0** |
| 0 | 0 | 0 | 0 | 0 | 0 | 0 | **0** |
| 0 | 0 | 0 | 0 | 0 | 0 | 0 | **0** |
| 0 | 0 | 0 | 0 | 0 | 0 | 0 | **0** |
| 0 | 0 | 0 | 0 | 0 | 0 | 0 | **0** |
| 0 | 0 | 0 | 0 | 0 | 0 | 0 | **0** |
| 0 | 0 | 0 | 0 | 0 | 0 | 0 | **0** |
| 0 | 0 | 0 | 0 | 0 | 0 | 0 | **0** |
| 0 | 0 | 0 | 0 | 0 | 0 | 0 | **0** |
| 0 | 0 | 0 | 0 | 0 | 0 | 0 | **0** |
| 0 | 0 | 0 | 0 | 0 | 0 | 0 | **0** |

# Северо-Западный федеральный округ

## основная информация региона

| | |
|---|---|
| **Население (на 01.01.2013)** | 13717,8 тыс. человек |
| **Среднемесячная зарплата** | 23403,1 руб. на чел |
| **Валовой продукт (в 2011)** | 4710926,6 млн. руб. |
| **Площадь** | 1687 тыс. км² |

## Распределение продаж по сегментам Декабрь 2022

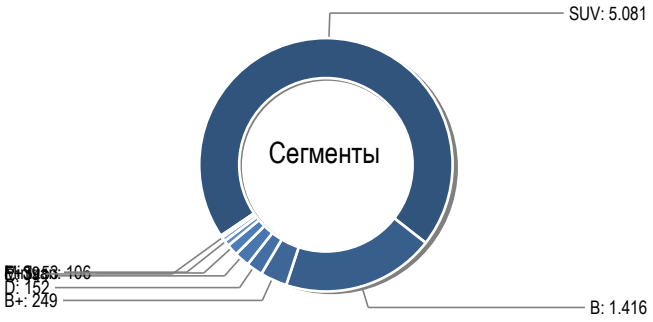


## Сравнения средней цены в сегменте за Декабрь 2022

| | Декабрь 2022 | Янв. - Дек. 2022 | Изменение |
|---|---|---|---|
| | средняя цена в рублях | | |
| F+S | 0 | 0 | 0 |
| E | 0 | 0 | 0 |
| SUV | 0 | 0 | 0 |
| D | 0 | 0 | 0 |
| C | 0 | 0 | 0 |
| Minivan | 0 | 0 | 0 |
| B+ | 0 | 0 | 0 |
| A | 0 | 0 | 0 |
| UNSPEC | 0 | 0 | 0 |
| B | 0 | 0 | 0 |
| | | | |

## Соотношение оборота в сегменте к его продажам

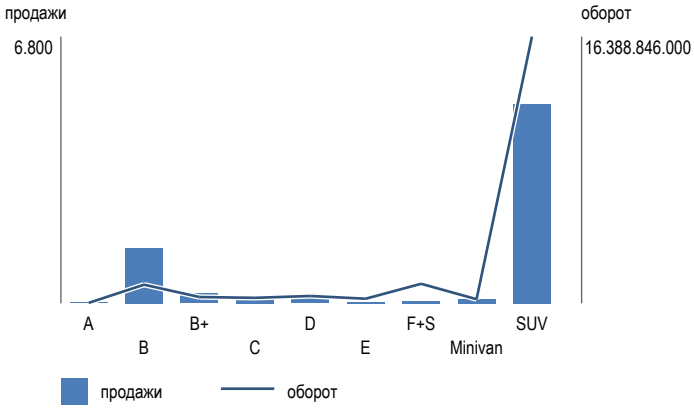


## Топ 30 марок: месячный оборот в сегменте

| | A | B | B+ | C | D | E | F+S | Minivan | SUV |
|---|---|---|---|---|---|---|---|---|---|
| **Марка** | | | | **Декабрь 2022 (тысяч руб.)** | | | | | |
| CHERY | 0 | 0 | 0 | 0 | 0 | 0 | 0 | 0 | 0 |
| MERCEDES | 0 | 0 | 0 | 0 | 0 | 0 | 0 | 0 | 0 |
| GEELY | 0 | 0 | 0 | 0 | 0 | 0 | 0 | 0 | 0 |
| LADA | 0 | 0 | 0 | 0 | 0 | 0 | 0 | 0 | 0 |
| HAVAL | 0 | 0 | 0 | 0 | 0 | 0 | 0 | 0 | 0 |
| KIA | 0 | 0 | 0 | 0 | 0 | 0 | 0 | 0 | 0 |
| EXEED | 0 | 0 | 0 | 0 | 0 | 0 | 0 | 0 | 0 |
| HYUNDAI | 0 | 0 | 0 | 0 | 0 | 0 | 0 | 0 | 0 |
| AUDI | 0 | 0 | 0 | 0 | 0 | 0 | 0 | 0 | 0 |
| TOYOTA | 0 | 0 | 0 | 0 | 0 | 0 | 0 | 0 | 0 |
| OMODA | 0 | 0 | 0 | 0 | 0 | 0 | 0 | 0 | 0 |
| BMW | 0 | 0 | 0 | 0 | 0 | 0 | 0 | 0 | 0 |
| PORSCHE | 0 | 0 | 0 | 0 | 0 | 0 | 0 | 0 | 0 |
| MITSUBISHI | 0 | 0 | 0 | 0 | 0 | 0 | 0 | 0 | 0 |
| RENAULT | 0 | 0 | 0 | 0 | 0 | 0 | 0 | 0 | 0 |
| VOLKSWAGEN | 0 | 0 | 0 | 0 | 0 | 0 | 0 | 0 | 0 |
| GENESIS | 0 | 0 | 0 | 0 | 0 | 0 | 0 | 0 | 0 |
| LANDROVER | 0 | 0 | 0 | 0 | 0 | 0 | 0 | 0 | 0 |
| UAZ | 0 | 0 | 0 | 0 | 0 | 0 | 0 | 0 | 0 |
| MAZDA | 0 | 0 | 0 | 0 | 0 | 0 | 0 | 0 | 0 |
| CHANGAN | 0 | 0 | 0 | 0 | 0 | 0 | 0 | 0 | 0 |
| LEXUS | 0 | 0 | 0 | 0 | 0 | 0 | 0 | 0 | 0 |
| SKODA | 0 | 0 | 0 | 0 | 0 | 0 | 0 | 0 | 0 |
| SUBARU | 0 | 0 | 0 | 0 | 0 | 0 | 0 | 0 | 0 |
| CADILLAC | 0 | 0 | 0 | 0 | 0 | 0 | 0 | 0 | 0 |
| TESLA | 0 | 0 | 0 | 0 | 0 | 0 | 0 | 0 | 0 |
| NISSAN | 0 | 0 | 0 | 0 | 0 | 0 | 0 | 0 | 0 |
| JAC | 0 | 0 | 0 | 0 | 0 | 0 | 0 | 0 | 0 |
| CHEVROLET | 0 | 0 | 0 | 0 | 0 | 0 | 0 | 0 | 0 |
| BENTLEY | 0 | 0 | 0 | 0 | 0 | 0 | 0 | 0 | 0 |

## Месячный оборот в сегменте

| | Янв. | Фев. | Мар. | Апр. | Май | Июн. | Июл. | Авг. | Сен. | Окт. | Ноя. | Дек. | Всего |
|---|---|---|---|---|---|---|---|---|---|---|---|---|---|
| | | | | | | | 2022 | | | | | | |
| Сегмент | тысяч руб. | | | | | | | | | | | | |
| E | 0 | 0 | 0 | 0 | 0 | 0 | 0 | 0 | 0 | 0 | 0 | 0 | **0** |
| SUV | 0 | 0 | 0 | 0 | 0 | 0 | 0 | 0 | 0 | 0 | 0 | 0 | **0** |
| C | 0 | 0 | 0 | 0 | 0 | 0 | 0 | 0 | 0 | 0 | 0 | 0 | **0** |
| B+ | 0 | 0 | 0 | 0 | 0 | 0 | 0 | 0 | 0 | 0 | 0 | 0 | **0** |
| Minivan | 0 | 0 | 0 | 0 | 0 | 0 | 0 | 0 | 0 | 0 | 0 | 0 | **0** |
| B | 0 | 0 | 0 | 0 | 0 | 0 | 0 | 0 | 0 | 0 | 0 | 0 | **0** |
| D | 0 | 0 | 0 | 0 | 0 | 0 | 0 | 0 | 0 | 0 | 0 | 0 | **0** |
| F+S | 0 | 0 | 0 | 0 | 0 | 0 | 0 | 0 | 0 | 0 | 0 | 0 | **0** |
| A | 0 | 0 | 0 | 0 | 0 | 0 | 0 | 0 | 0 | 0 | 0 | 0 | **0** |
| UNSPEC | 0 | 0 | 0 | 0 | 0 | 0 | 0 | 0 | 0 | 0 | 0 | 0 | **0** |

## Топ 40 моделей по обороту

| | | | Декабрь 2022 | | | Янв. - Дек. 2022 | |
|---|---|---|---|---|---|---|---|
| Марка | Модель | Сегмент | Сред. цена | Кол-во | Оборот | Кол-во | Оборот ↓ |
| 0 | 0 | 0 | 0 | 0 | 0 | 0 | **0** |
| 0 | 0 | 0 | 0 | 0 | 0 | 0 | **0** |
| 0 | 0 | 0 | 0 | 0 | 0 | 0 | **0** |
| 0 | 0 | 0 | 0 | 0 | 0 | 0 | **0** |
| 0 | 0 | 0 | 0 | 0 | 0 | 0 | **0** |
| 0 | 0 | 0 | 0 | 0 | 0 | 0 | **0** |
| 0 | 0 | 0 | 0 | 0 | 0 | 0 | **0** |
| 0 | 0 | 0 | 0 | 0 | 0 | 0 | **0** |
| 0 | 0 | 0 | 0 | 0 | 0 | 0 | **0** |
| 0 | 0 | 0 | 0 | 0 | 0 | 0 | **0** |
| 0 | 0 | 0 | 0 | 0 | 0 | 0 | **0** |
| 0 | 0 | 0 | 0 | 0 | 0 | 0 | **0** |
| 0 | 0 | 0 | 0 | 0 | 0 | 0 | **0** |
| 0 | 0 | 0 | 0 | 0 | 0 | 0 | **0** |
| 0 | 0 | 0 | 0 | 0 | 0 | 0 | **0** |
| 0 | 0 | 0 | 0 | 0 | 0 | 0 | **0** |
| 0 | 0 | 0 | 0 | 0 | 0 | 0 | **0** |
| 0 | 0 | 0 | 0 | 0 | 0 | 0 | **0** |
| 0 | 0 | 0 | 0 | 0 | 0 | 0 | **0** |
| 0 | 0 | 0 | 0 | 0 | 0 | 0 | **0** |
| 0 | 0 | 0 | 0 | 0 | 0 | 0 | **0** |
| 0 | 0 | 0 | 0 | 0 | 0 | 0 | **0** |
| 0 | 0 | 0 | 0 | 0 | 0 | 0 | **0** |
| 0 | 0 | 0 | 0 | 0 | 0 | 0 | **0** |
| 0 | 0 | 0 | 0 | 0 | 0 | 0 | **0** |
| 0 | 0 | 0 | 0 | 0 | 0 | 0 | **0** |
| 0 | 0 | 0 | 0 | 0 | 0 | 0 | **0** |
| 0 | 0 | 0 | 0 | 0 | 0 | 0 | **0** |
| 0 | 0 | 0 | 0 | 0 | 0 | 0 | **0** |
| 0 | 0 | 0 | 0 | 0 | 0 | 0 | **0** |
| 0 | 0 | 0 | 0 | 0 | 0 | 0 | **0** |
| 0 | 0 | 0 | 0 | 0 | 0 | 0 | **0** |
| 0 | 0 | 0 | 0 | 0 | 0 | 0 | **0** |
| 0 | 0 | 0 | 0 | 0 | 0 | 0 | **0** |
| 0 | 0 | 0 | 0 | 0 | 0 | 0 | **0** |
| 0 | 0 | 0 | 0 | 0 | 0 | 0 | **0** |
| 0 | 0 | 0 | 0 | 0 | 0 | 0 | **0** |

# Северо-Кавказский федеральный округ

## основная информация региона

| | |
|---|---|
| **Население (на 01.01.2013)** | 9540,8 тыс. человек |
| **Среднемесячная зарплата** | 17076,2 руб. на чел |
| **Валовой продукт (в 2011)** | 1064842,8 млн. руб. |
| **Площадь** | 170,4 тыс. км² |

## Распределение продаж по сегментам Декабрь 2022

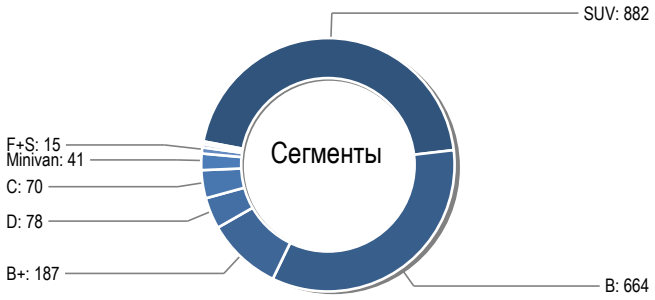


## Сравнения средней цены в сегменте за Декабрь 2022

| | Декабрь 2022 | Янв. - Дек. 2022 | Изменение |
|---|---|---|---|
| | средняя цена в рублях | | |
| F+S | 0 | 0 | 0 |
| E | 0 | 0 | 0 |
| D | 0 | 0 | 0 |
| SUV | 0 | 0 | 0 |
| C | 0 | 0 | 0 |
| Minivan | 0 | 0 | 0 |
| B+ | 0 | 0 | 0 |
| A | 0 | 0 | 0 |
| B | 0 | 0 | 0 |

## Соотношение оборота в сегменте к его продажам

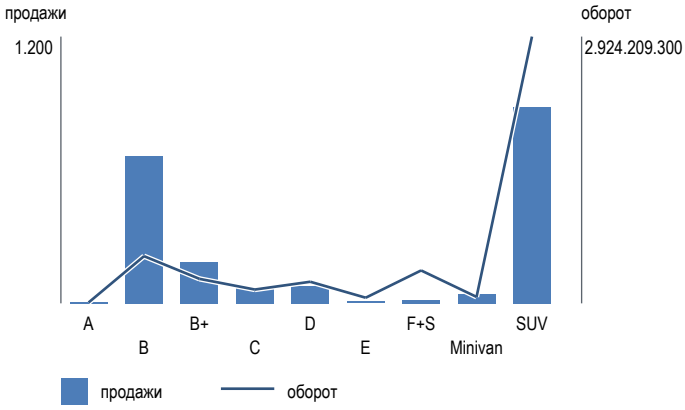


## Топ 30 марок: месячный оборот в сегменте

| Марка | A | B | B+ | C | D | E | F+S | Minivan | SUV |
|---|---|---|---|---|---|---|---|---|---|
| | Декабрь 2022 (тысяч руб.) | | | | | | | | |
| LADA | 0 | 0 | 0 | 0 | 0 | 0 | 0 | 0 | 0 |
| MERCEDES | 0 | 0 | 0 | 0 | 0 | 0 | 0 | 0 | 0 |
| KIA | 0 | 0 | 0 | 0 | 0 | 0 | 0 | 0 | 0 |
| CHERY | 0 | 0 | 0 | 0 | 0 | 0 | 0 | 0 | 0 |
| HYUNDAI | 0 | 0 | 0 | 0 | 0 | 0 | 0 | 0 | 0 |
| TOYOTA | 0 | 0 | 0 | 0 | 0 | 0 | 0 | 0 | 0 |
| BMW | 0 | 0 | 0 | 0 | 0 | 0 | 0 | 0 | 0 |
| EXEED | 0 | 0 | 0 | 0 | 0 | 0 | 0 | 0 | 0 |
| HAVAL | 0 | 0 | 0 | 0 | 0 | 0 | 0 | 0 | 0 |
| LEXUS | 0 | 0 | 0 | 0 | 0 | 0 | 0 | 0 | 0 |
| VOLKSWAGEN | 0 | 0 | 0 | 0 | 0 | 0 | 0 | 0 | 0 |
| GEELY | 0 | 0 | 0 | 0 | 0 | 0 | 0 | 0 | 0 |
| MITSUBISHI | 0 | 0 | 0 | 0 | 0 | 0 | 0 | 0 | 0 |
| OMODA | 0 | 0 | 0 | 0 | 0 | 0 | 0 | 0 | 0 |
| AUDI | 0 | 0 | 0 | 0 | 0 | 0 | 0 | 0 | 0 |
| MAZDA | 0 | 0 | 0 | 0 | 0 | 0 | 0 | 0 | 0 |
| FERRARI | 0 | 0 | 0 | 0 | 0 | 0 | 0 | 0 | 0 |
| RENAULT | 0 | 0 | 0 | 0 | 0 | 0 | 0 | 0 | 0 |
| UAZ | 0 | 0 | 0 | 0 | 0 | 0 | 0 | 0 | 0 |
| CHANGAN | 0 | 0 | 0 | 0 | 0 | 0 | 0 | 0 | 0 |
| PORSCHE | 0 | 0 | 0 | 0 | 0 | 0 | 0 | 0 | 0 |
| NISSAN | 0 | 0 | 0 | 0 | 0 | 0 | 0 | 0 | 0 |
| LAMBORGHINI | 0 | 0 | 0 | 0 | 0 | 0 | 0 | 0 | 0 |
| TESLA | 0 | 0 | 0 | 0 | 0 | 0 | 0 | 0 | 0 |
| SKODA | 0 | 0 | 0 | 0 | 0 | 0 | 0 | 0 | 0 |
| HONDA | 0 | 0 | 0 | 0 | 0 | 0 | 0 | 0 | 0 |
| CHEVROLET | 0 | 0 | 0 | 0 | 0 | 0 | 0 | 0 | 0 |
| FAW | 0 | 0 | 0 | 0 | 0 | 0 | 0 | 0 | 0 |
| JEEP | 0 | 0 | 0 | 0 | 0 | 0 | 0 | 0 | 0 |
| CADILLAC | 0 | 0 | 0 | 0 | 0 | 0 | 0 | 0 | 0 |

## Месячный оборот в сегменте

| | Янв. | Фев. | Мар. | Апр. | Май | Июн. | Июл. | Авг. | Сен. | Окт. | Ноя. | Дек. | Всего |
|---|---|---|---|---|---|---|---|---|---|---|---|---|---|
| | | | | | | | 2022 | | | | | | |
| Сегмент | тысяч руб. | | | | | | | | | | | | |
| SUV | 0 | 0 | 0 | 0 | 0 | 0 | 0 | 0 | 0 | 0 | 0 | 0 | **0** |
| C | 0 | 0 | 0 | 0 | 0 | 0 | 0 | 0 | 0 | 0 | 0 | 0 | **0** |
| B+ | 0 | 0 | 0 | 0 | 0 | 0 | 0 | 0 | 0 | 0 | 0 | 0 | **0** |
| Minivan | 0 | 0 | 0 | 0 | 0 | 0 | 0 | 0 | 0 | 0 | 0 | 0 | **0** |
| D | 0 | 0 | 0 | 0 | 0 | 0 | 0 | 0 | 0 | 0 | 0 | 0 | **0** |
| B | 0 | 0 | 0 | 0 | 0 | 0 | 0 | 0 | 0 | 0 | 0 | 0 | **0** |
| E | 0 | 0 | 0 | 0 | 0 | 0 | 0 | 0 | 0 | 0 | 0 | 0 | **0** |
| F+S | 0 | 0 | 0 | 0 | 0 | 0 | 0 | 0 | 0 | 0 | 0 | 0 | **0** |
| A | 0 | 0 | 0 | 0 | 0 | 0 | 0 | 0 | 0 | 0 | 0 | 0 | **0** |

## Топ 40 моделей по обороту

| | | | Декабрь 2022 | | | Янв. - Дек. 2022 | |
|---|---|---|---|---|---|---|---|
| Марка | Модель | Сегмент | Сред. цена | Кол-во | Оборот | Кол-во | Оборот ↓ |
| 0 | 0 | 0 | 0 | 0 | 0 | 0 | **0** |
| 0 | 0 | 0 | 0 | 0 | 0 | 0 | **0** |
| 0 | 0 | 0 | 0 | 0 | 0 | 0 | **0** |
| 0 | 0 | 0 | 0 | 0 | 0 | 0 | **0** |
| 0 | 0 | 0 | 0 | 0 | 0 | 0 | **0** |
| 0 | 0 | 0 | 0 | 0 | 0 | 0 | **0** |
| 0 | 0 | 0 | 0 | 0 | 0 | 0 | **0** |
| 0 | 0 | 0 | 0 | 0 | 0 | 0 | **0** |
| 0 | 0 | 0 | 0 | 0 | 0 | 0 | **0** |
| 0 | 0 | 0 | 0 | 0 | 0 | 0 | **0** |
| 0 | 0 | 0 | 0 | 0 | 0 | 0 | **0** |
| 0 | 0 | 0 | 0 | 0 | 0 | 0 | **0** |
| 0 | 0 | 0 | 0 | 0 | 0 | 0 | **0** |
| 0 | 0 | 0 | 0 | 0 | 0 | 0 | **0** |
| 0 | 0 | 0 | 0 | 0 | 0 | 0 | **0** |
| 0 | 0 | 0 | 0 | 0 | 0 | 0 | **0** |
| 0 | 0 | 0 | 0 | 0 | 0 | 0 | **0** |
| 0 | 0 | 0 | 0 | 0 | 0 | 0 | **0** |
| 0 | 0 | 0 | 0 | 0 | 0 | 0 | **0** |
| 0 | 0 | 0 | 0 | 0 | 0 | 0 | **0** |
| 0 | 0 | 0 | 0 | 0 | 0 | 0 | **0** |
| 0 | 0 | 0 | 0 | 0 | 0 | 0 | **0** |
| 0 | 0 | 0 | 0 | 0 | 0 | 0 | **0** |
| 0 | 0 | 0 | 0 | 0 | 0 | 0 | **0** |
| 0 | 0 | 0 | 0 | 0 | 0 | 0 | **0** |
| 0 | 0 | 0 | 0 | 0 | 0 | 0 | **0** |
| 0 | 0 | 0 | 0 | 0 | 0 | 0 | **0** |
| 0 | 0 | 0 | 0 | 0 | 0 | 0 | **0** |
| 0 | 0 | 0 | 0 | 0 | 0 | 0 | **0** |
| 0 | 0 | 0 | 0 | 0 | 0 | 0 | **0** |
| 0 | 0 | 0 | 0 | 0 | 0 | 0 | **0** |
| 0 | 0 | 0 | 0 | 0 | 0 | 0 | **0** |
| 0 | 0 | 0 | 0 | 0 | 0 | 0 | **0** |
| 0 | 0 | 0 | 0 | 0 | 0 | 0 | **0** |
| 0 | 0 | 0 | 0 | 0 | 0 | 0 | **0** |
| 0 | 0 | 0 | 0 | 0 | 0 | 0 | **0** |
| 0 | 0 | 0 | 0 | 0 | 0 | 0 | **0** |
| 0 | 0 | 0 | 0 | 0 | 0 | 0 | **0** |
| 0 | 0 | 0 | 0 | 0 | 0 | 0 | **0** |
| 0 | 0 | 0 | 0 | 0 | 0 | 0 | **0** |
| 0 | 0 | 0 | 0 | 0 | 0 | 0 | **0** |
| 0 | 0 | 0 | 0 | 0 | 0 | 0 | **0** |
| 0 | 0 | 0 | 0 | 0 | 0 | 0 | **0** |
| 0 | 0 | 0 | 0 | 0 | 0 | 0 | **0** |

# Сибирский федеральный округ

## основная информация региона

| | |
|---|---|
| **Население (на 01.01.2013)** | 19278,2 тыс. человек |
| **Среднемесячная зарплата** | 18322,1 руб. на чел |
| **Валовой продукт (в 2011)** | 4795595,4 млн. руб. |
| **Площадь** | 5145 тыс. км² |

## Распределение продаж по сегментам Декабрь 2022

## Сравнения средней цены в сегменте за Декабрь 2022

| | Декабрь 2022 | Янв. - Дек. 2022 | Изменение |
|---|---|---|---|
| | средняя цена в рублях | | |
| F+S | 0 | 0 | 0 |
| E | 0 | 0 | 0 |
| D | 0 | 0 | 0 |
| SUV | 0 | 0 | 0 |
| C | 0 | 0 | 0 |
| UNSPEC | 0 | 0 | 0 |
| Minivan | 0 | 0 | 0 |
| B+ | 0 | 0 | 0 |
| A | 0 | 0 | 0 |
| B | 0 | 0 | 0 |

## Соотношение оборота в сегменте к его продажам

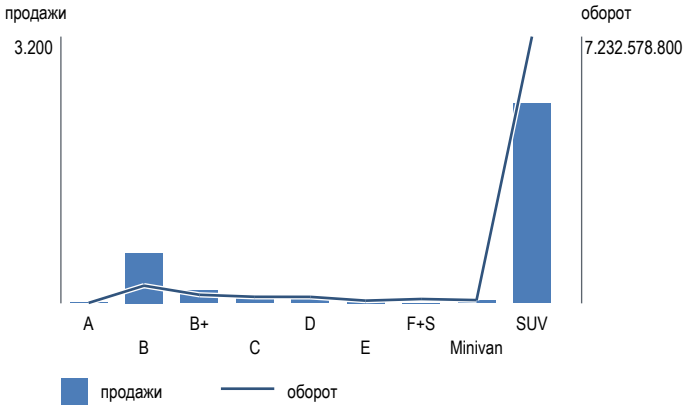


## Топ 30 марок: месячный оборот в сегменте

| | A | B | B+ | C | D | E | F+S | Minivan | SUV |
|---|---|---|---|---|---|---|---|---|---|
| **Марка** | | | | | **Декабрь 2022 (тысяч руб.)** | | | | |
| CHERY | 0 | 0 | 0 | 0 | 0 | 0 | 0 | 0 | 0 |
| LADA | 0 | 0 | 0 | 0 | 0 | 0 | 0 | 0 | 0 |
| TOYOTA | 0 | 0 | 0 | 0 | 0 | 0 | 0 | 0 | 0 |
| HYUNDAI | 0 | 0 | 0 | 0 | 0 | 0 | 0 | 0 | 0 |
| KIA | 0 | 0 | 0 | 0 | 0 | 0 | 0 | 0 | 0 |
| HAVAL | 0 | 0 | 0 | 0 | 0 | 0 | 0 | 0 | 0 |
| EXEED | 0 | 0 | 0 | 0 | 0 | 0 | 0 | 0 | 0 |
| MERCEDES | 0 | 0 | 0 | 0 | 0 | 0 | 0 | 0 | 0 |
| GEELY | 0 | 0 | 0 | 0 | 0 | 0 | 0 | 0 | 0 |
| MITSUBISHI | 0 | 0 | 0 | 0 | 0 | 0 | 0 | 0 | 0 |
| UAZ | 0 | 0 | 0 | 0 | 0 | 0 | 0 | 0 | 0 |
| LEXUS | 0 | 0 | 0 | 0 | 0 | 0 | 0 | 0 | 0 |
| BMW | 0 | 0 | 0 | 0 | 0 | 0 | 0 | 0 | 0 |
| OMODA | 0 | 0 | 0 | 0 | 0 | 0 | 0 | 0 | 0 |
| AUDI | 0 | 0 | 0 | 0 | 0 | 0 | 0 | 0 | 0 |
| VOLKSWAGEN | 0 | 0 | 0 | 0 | 0 | 0 | 0 | 0 | 0 |
| GENESIS | 0 | 0 | 0 | 0 | 0 | 0 | 0 | 0 | 0 |
| RENAULT | 0 | 0 | 0 | 0 | 0 | 0 | 0 | 0 | 0 |
| NISSAN | 0 | 0 | 0 | 0 | 0 | 0 | 0 | 0 | 0 |
| CHANGAN | 0 | 0 | 0 | 0 | 0 | 0 | 0 | 0 | 0 |
| MAZDA | 0 | 0 | 0 | 0 | 0 | 0 | 0 | 0 | 0 |
| CHEVROLET | 0 | 0 | 0 | 0 | 0 | 0 | 0 | 0 | 0 |
| PORSCHE | 0 | 0 | 0 | 0 | 0 | 0 | 0 | 0 | 0 |
| LANDROVER | 0 | 0 | 0 | 0 | 0 | 0 | 0 | 0 | 0 |
| SUBARU | 0 | 0 | 0 | 0 | 0 | 0 | 0 | 0 | 0 |
| HONDA | 0 | 0 | 0 | 0 | 0 | 0 | 0 | 0 | 0 |
| CADILLAC | 0 | 0 | 0 | 0 | 0 | 0 | 0 | 0 | 0 |
| FAW | 0 | 0 | 0 | 0 | 0 | 0 | 0 | 0 | 0 |
| SKODA | 0 | 0 | 0 | 0 | 0 | 0 | 0 | 0 | 0 |
| JEEP | 0 | 0 | 0 | 0 | 0 | 0 | 0 | 0 | 0 |

## Месячный оборот в сегменте

| | Янв. | Фев. | Мар. | Апр. | Май | Июн. | Июл. | Авг. | Сен. | Окт. | Ноя. | Дек. | Всего |
|---|---|---|---|---|---|---|---|---|---|---|---|---|---|
| | | | | | | | 2022 | | | | | | |
| Сегмент | тысяч руб. | | | | | | | | | | | | |
| SUV | 0 | 0 | 0 | 0 | 0 | 0 | 0 | 0 | 0 | 0 | 0 | 0 | **0** |
| C | 0 | 0 | 0 | 0 | 0 | 0 | 0 | 0 | 0 | 0 | 0 | 0 | **0** |
| F+S | 0 | 0 | 0 | 0 | 0 | 0 | 0 | 0 | 0 | 0 | 0 | 0 | **0** |
| D | 0 | 0 | 0 | 0 | 0 | 0 | 0 | 0 | 0 | 0 | 0 | 0 | **0** |
| B+ | 0 | 0 | 0 | 0 | 0 | 0 | 0 | 0 | 0 | 0 | 0 | 0 | **0** |
| Minivan | 0 | 0 | 0 | 0 | 0 | 0 | 0 | 0 | 0 | 0 | 0 | 0 | **0** |
| A | 0 | 0 | 0 | 0 | 0 | 0 | 0 | 0 | 0 | 0 | 0 | 0 | **0** |
| B | 0 | 0 | 0 | 0 | 0 | 0 | 0 | 0 | 0 | 0 | 0 | 0 | **0** |
| E | 0 | 0 | 0 | 0 | 0 | 0 | 0 | 0 | 0 | 0 | 0 | 0 | **0** |
| UNSPEC | 0 | 0 | 0 | 0 | 0 | 0 | 0 | 0 | 0 | 0 | 0 | 0 | **0** |

## Топ 40 моделей по обороту

| | | | Декабрь 2022 | | | Янв. - Дек. 2022 | |
|---|---|---|---|---|---|---|---|
| Марка | Модель | Сегмент | Сред. цена | Кол-во | Оборот | Кол-во | Оборот ↓ |
| 0 | 0 | 0 | 0 | 0 | 0 | 0 | **0** |
| 0 | 0 | 0 | 0 | 0 | 0 | 0 | **0** |
| 0 | 0 | 0 | 0 | 0 | 0 | 0 | **0** |
| 0 | 0 | 0 | 0 | 0 | 0 | 0 | **0** |
| 0 | 0 | 0 | 0 | 0 | 0 | 0 | **0** |
| 0 | 0 | 0 | 0 | 0 | 0 | 0 | **0** |
| 0 | 0 | 0 | 0 | 0 | 0 | 0 | **0** |
| 0 | 0 | 0 | 0 | 0 | 0 | 0 | **0** |
| 0 | 0 | 0 | 0 | 0 | 0 | 0 | **0** |
| 0 | 0 | 0 | 0 | 0 | 0 | 0 | **0** |
| 0 | 0 | 0 | 0 | 0 | 0 | 0 | **0** |
| 0 | 0 | 0 | 0 | 0 | 0 | 0 | **0** |
| 0 | 0 | 0 | 0 | 0 | 0 | 0 | **0** |
| 0 | 0 | 0 | 0 | 0 | 0 | 0 | **0** |
| 0 | 0 | 0 | 0 | 0 | 0 | 0 | **0** |
| 0 | 0 | 0 | 0 | 0 | 0 | 0 | **0** |
| 0 | 0 | 0 | 0 | 0 | 0 | 0 | **0** |
| 0 | 0 | 0 | 0 | 0 | 0 | 0 | **0** |
| 0 | 0 | 0 | 0 | 0 | 0 | 0 | **0** |
| 0 | 0 | 0 | 0 | 0 | 0 | 0 | **0** |
| 0 | 0 | 0 | 0 | 0 | 0 | 0 | **0** |
| 0 | 0 | 0 | 0 | 0 | 0 | 0 | **0** |
| 0 | 0 | 0 | 0 | 0 | 0 | 0 | **0** |
| 0 | 0 | 0 | 0 | 0 | 0 | 0 | **0** |
| 0 | 0 | 0 | 0 | 0 | 0 | 0 | **0** |
| 0 | 0 | 0 | 0 | 0 | 0 | 0 | **0** |
| 0 | 0 | 0 | 0 | 0 | 0 | 0 | **0** |
| 0 | 0 | 0 | 0 | 0 | 0 | 0 | **0** |
| 0 | 0 | 0 | 0 | 0 | 0 | 0 | **0** |
| 0 | 0 | 0 | 0 | 0 | 0 | 0 | **0** |
| 0 | 0 | 0 | 0 | 0 | 0 | 0 | **0** |
| 0 | 0 | 0 | 0 | 0 | 0 | 0 | **0** |
| 0 | 0 | 0 | 0 | 0 | 0 | 0 | **0** |
| 0 | 0 | 0 | 0 | 0 | 0 | 0 | **0** |
| 0 | 0 | 0 | 0 | 0 | 0 | 0 | **0** |
| 0 | 0 | 0 | 0 | 0 | 0 | 0 | **0** |
| 0 | 0 | 0 | 0 | 0 | 0 | 0 | **0** |
| 0 | 0 | 0 | 0 | 0 | 0 | 0 | **0** |
| 0 | 0 | 0 | 0 | 0 | 0 | 0 | **0** |
| 0 | 0 | 0 | 0 | 0 | 0 | 0 | **0** |
| 0 | 0 | 0 | 0 | 0 | 0 | 0 | **0** |
| 0 | 0 | 0 | 0 | 0 | 0 | 0 | **0** |
| 0 | 0 | 0 | 0 | 0 | 0 | 0 | **0** |
| 0 | 0 | 0 | 0 | 0 | 0 | 0 | **0** |

# Уральский федеральный округ

## основная информация региона

| | |
|---|---|
| **Население (на 01.01.2013)** | 12197,5 тыс. человек |
| **Среднемесячная зарплата** | 26174,8 руб. на чел |
| **Валовой продукт (в 2011)** | 6270016,8 млн. руб. |
| **Площадь** | 1818,5 тыс. км² |

## Распределение продаж по сегментам Декабрь 2022

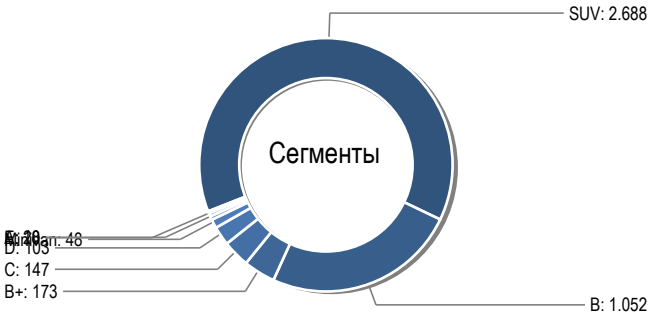


## Сравнения средней цены в сегменте за Декабрь 2022

| | Декабрь 2022 | Янв. - Дек. 2022 | Изменение |
|---|---|---|---|
| | средняя цена в рублях | | |
| F+S | 0 | 0 | 0 |
| E | 0 | 0 | 0 |
| D | 0 | 0 | 0 |
| UNSPEC | 0 | 0 | 0 |
| SUV | 0 | 0 | 0 |
| C | 0 | 0 | 0 |
| Minivan | 0 | 0 | 0 |
| B+ | 0 | 0 | 0 |
| A | 0 | 0 | 0 |
| B | 0 | 0 | 0 |
| | | | |

## Соотношение оборота в сегменте к его продажам

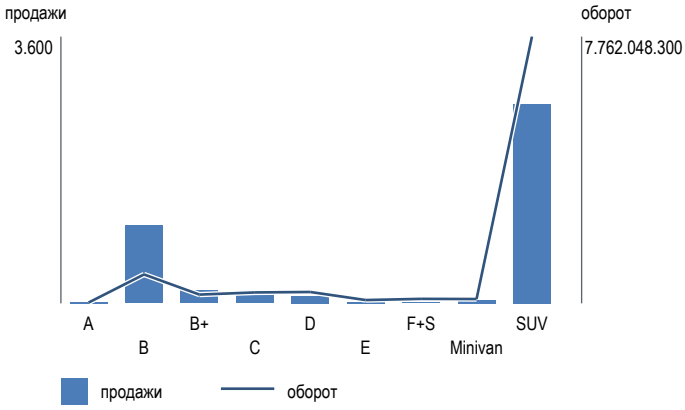


## Топ 30 марок: месячный оборот в сегменте

| | A | B | B+ | C | D | E | F+S | Minivan | SUV |
|---|---|---|---|---|---|---|---|---|---|
| **Марка** | | | | **Декабрь 2022 (тысяч руб.)** | | | | | |
| CHERY | 0 | 0 | 0 | 0 | 0 | 0 | 0 | 0 | 0 |
| LADA | 0 | 0 | 0 | 0 | 0 | 0 | 0 | 0 | 0 |
| HYUNDAI | 0 | 0 | 0 | 0 | 0 | 0 | 0 | 0 | 0 |
| KIA | 0 | 0 | 0 | 0 | 0 | 0 | 0 | 0 | 0 |
| GEELY | 0 | 0 | 0 | 0 | 0 | 0 | 0 | 0 | 0 |
| HAVAL | 0 | 0 | 0 | 0 | 0 | 0 | 0 | 0 | 0 |
| TOYOTA | 0 | 0 | 0 | 0 | 0 | 0 | 0 | 0 | 0 |
| EXEED | 0 | 0 | 0 | 0 | 0 | 0 | 0 | 0 | 0 |
| MITSUBISHI | 0 | 0 | 0 | 0 | 0 | 0 | 0 | 0 | 0 |
| MERCEDES | 0 | 0 | 0 | 0 | 0 | 0 | 0 | 0 | 0 |
| LEXUS | 0 | 0 | 0 | 0 | 0 | 0 | 0 | 0 | 0 |
| BMW | 0 | 0 | 0 | 0 | 0 | 0 | 0 | 0 | 0 |
| UAZ | 0 | 0 | 0 | 0 | 0 | 0 | 0 | 0 | 0 |
| RENAULT | 0 | 0 | 0 | 0 | 0 | 0 | 0 | 0 | 0 |
| AUDI | 0 | 0 | 0 | 0 | 0 | 0 | 0 | 0 | 0 |
| PORSCHE | 0 | 0 | 0 | 0 | 0 | 0 | 0 | 0 | 0 |
| MAZDA | 0 | 0 | 0 | 0 | 0 | 0 | 0 | 0 | 0 |
| OMODA | 0 | 0 | 0 | 0 | 0 | 0 | 0 | 0 | 0 |
| VOLKSWAGEN | 0 | 0 | 0 | 0 | 0 | 0 | 0 | 0 | 0 |
| SUBARU | 0 | 0 | 0 | 0 | 0 | 0 | 0 | 0 | 0 |
| CHEVROLET | 0 | 0 | 0 | 0 | 0 | 0 | 0 | 0 | 0 |
| BENTLEY | 0 | 0 | 0 | 0 | 0 | 0 | 0 | 0 | 0 |
| NISSAN | 0 | 0 | 0 | 0 | 0 | 0 | 0 | 0 | 0 |
| SKODA | 0 | 0 | 0 | 0 | 0 | 0 | 0 | 0 | 0 |
| CHANGAN | 0 | 0 | 0 | 0 | 0 | 0 | 0 | 0 | 0 |
| GENESIS | 0 | 0 | 0 | 0 | 0 | 0 | 0 | 0 | 0 |
| LANDROVER | 0 | 0 | 0 | 0 | 0 | 0 | 0 | 0 | 0 |
| INFINITI | 0 | 0 | 0 | 0 | 0 | 0 | 0 | 0 | 0 |
| BYD | 0 | 0 | 0 | 0 | 0 | 0 | 0 | 0 | 0 |
| FAW | 0 | 0 | 0 | 0 | 0 | 0 | 0 | 0 | 0 |

## Месячный оборот в сегменте

| | Янв. | Фев. | Мар. | Апр. | Май | Июн. | Июл. | Авг. | Сен. | Окт. | Ноя. | Дек. | Всего |
|---|---|---|---|---|---|---|---|---|---|---|---|---|---|
| | | | | | | | 2022 | | | | | | |
| Сегмент | тысяч руб. | | | | | | | | | | | | |
| E | 0 | 0 | 0 | 0 | 0 | 0 | 0 | 0 | 0 | 0 | 0 | 0 | **0** |
| SUV | 0 | 0 | 0 | 0 | 0 | 0 | 0 | 0 | 0 | 0 | 0 | 0 | **0** |
| D | 0 | 0 | 0 | 0 | 0 | 0 | 0 | 0 | 0 | 0 | 0 | 0 | **0** |
| C | 0 | 0 | 0 | 0 | 0 | 0 | 0 | 0 | 0 | 0 | 0 | 0 | **0** |
| B+ | 0 | 0 | 0 | 0 | 0 | 0 | 0 | 0 | 0 | 0 | 0 | 0 | **0** |
| Minivan | 0 | 0 | 0 | 0 | 0 | 0 | 0 | 0 | 0 | 0 | 0 | 0 | **0** |
| A | 0 | 0 | 0 | 0 | 0 | 0 | 0 | 0 | 0 | 0 | 0 | 0 | **0** |
| B | 0 | 0 | 0 | 0 | 0 | 0 | 0 | 0 | 0 | 0 | 0 | 0 | **0** |
| F+S | 0 | 0 | 0 | 0 | 0 | 0 | 0 | 0 | 0 | 0 | 0 | 0 | **0** |
| UNSPEC | 0 | 0 | 0 | 0 | 0 | 0 | 0 | 0 | 0 | 0 | 0 | 0 | **0** |

## Топ 40 моделей по обороту

| | | | Декабрь 2022 | | | Янв. - Дек. 2022 | |
|---|---|---|---|---|---|---|---|
| Марка | Модель | Сегмент | Сред. цена | Кол-во | Оборот | Кол-во | Оборот ↓ |
| 0 | 0 | 0 | 0 | 0 | 0 | 0 | **0** |
| 0 | 0 | 0 | 0 | 0 | 0 | 0 | **0** |
| 0 | 0 | 0 | 0 | 0 | 0 | 0 | **0** |
| 0 | 0 | 0 | 0 | 0 | 0 | 0 | **0** |
| 0 | 0 | 0 | 0 | 0 | 0 | 0 | **0** |
| 0 | 0 | 0 | 0 | 0 | 0 | 0 | **0** |
| 0 | 0 | 0 | 0 | 0 | 0 | 0 | **0** |
| 0 | 0 | 0 | 0 | 0 | 0 | 0 | **0** |
| 0 | 0 | 0 | 0 | 0 | 0 | 0 | **0** |
| 0 | 0 | 0 | 0 | 0 | 0 | 0 | **0** |
| 0 | 0 | 0 | 0 | 0 | 0 | 0 | **0** |
| 0 | 0 | 0 | 0 | 0 | 0 | 0 | **0** |
| 0 | 0 | 0 | 0 | 0 | 0 | 0 | **0** |
| 0 | 0 | 0 | 0 | 0 | 0 | 0 | **0** |
| 0 | 0 | 0 | 0 | 0 | 0 | 0 | **0** |
| 0 | 0 | 0 | 0 | 0 | 0 | 0 | **0** |
| 0 | 0 | 0 | 0 | 0 | 0 | 0 | **0** |
| 0 | 0 | 0 | 0 | 0 | 0 | 0 | **0** |
| 0 | 0 | 0 | 0 | 0 | 0 | 0 | **0** |
| 0 | 0 | 0 | 0 | 0 | 0 | 0 | **0** |
| 0 | 0 | 0 | 0 | 0 | 0 | 0 | **0** |
| 0 | 0 | 0 | 0 | 0 | 0 | 0 | **0** |
| 0 | 0 | 0 | 0 | 0 | 0 | 0 | **0** |
| 0 | 0 | 0 | 0 | 0 | 0 | 0 | **0** |
| 0 | 0 | 0 | 0 | 0 | 0 | 0 | **0** |
| 0 | 0 | 0 | 0 | 0 | 0 | 0 | **0** |
| 0 | 0 | 0 | 0 | 0 | 0 | 0 | **0** |
| 0 | 0 | 0 | 0 | 0 | 0 | 0 | **0** |
| 0 | 0 | 0 | 0 | 0 | 0 | 0 | **0** |
| 0 | 0 | 0 | 0 | 0 | 0 | 0 | **0** |
| 0 | 0 | 0 | 0 | 0 | 0 | 0 | **0** |
| 0 | 0 | 0 | 0 | 0 | 0 | 0 | **0** |
| 0 | 0 | 0 | 0 | 0 | 0 | 0 | **0** |
| 0 | 0 | 0 | 0 | 0 | 0 | 0 | **0** |
| 0 | 0 | 0 | 0 | 0 | 0 | 0 | **0** |
| 0 | 0 | 0 | 0 | 0 | 0 | 0 | **0** |
| 0 | 0 | 0 | 0 | 0 | 0 | 0 | **0** |
| 0 | 0 | 0 | 0 | 0 | 0 | 0 | **0** |
| 0 | 0 | 0 | 0 | 0 | 0 | 0 | **0** |
| 0 | 0 | 0 | 0 | 0 | 0 | 0 | **0** |
| 0 | 0 | 0 | 0 | 0 | 0 | 0 | **0** |

# Южный федеральный округ

## основная информация региона

| | |
|---|---|
| **Население (на 01.01.2013)** | 13910,2 тыс. человек |
| **Среднемесячная зарплата** | 18602,9 руб. на чел |
| **Валовой продукт (в 2011)** | 2745086,5 млн. руб. |
| **Площадь** | 420,9 тыс. км² |

## Распределение продаж по сегментам Декабрь 2022

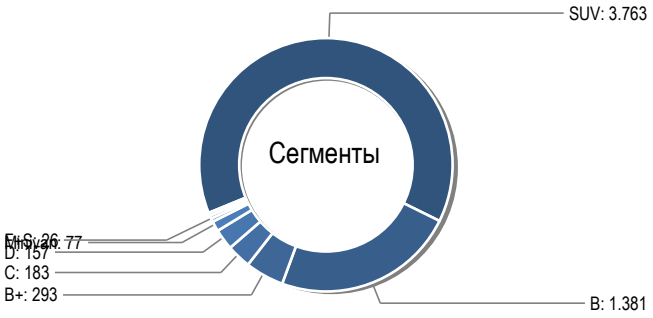


## Сравнения средней цены в сегменте за Декабрь 2022

| | Декабрь 2022 | Янв. - Дек. 2022 | Изменение |
|---|---|---|---|
| | средняя цена в рублях | | |
| F+S | 0 | 0 | 0 |
| E | 0 | 0 | 0 |
| D | 0 | 0 | 0 |
| SUV | 0 | 0 | 0 |
| C | 0 | 0 | 0 |
| Minivan | 0 | 0 | 0 |
| B+ | 0 | 0 | 0 |
| A | 0 | 0 | 0 |
| UNSPEC | 0 | 0 | 0 |
| B | 0 | 0 | 0 |
| | | | |

## Соотношение оборота в сегменте к его продажам

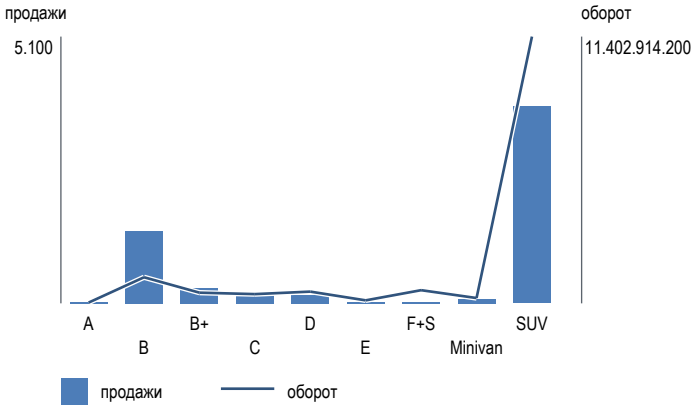


## Топ 30 марок: месячный оборот в сегменте

| | A | B | B+ | C | D | E | F+S | Minivan | SUV |
|---|---|---|---|---|---|---|---|---|---|
| **Марка** | | | | | **Декабрь 2022 (тысяч руб.)** | | | | |
| CHERY | 0 | 0 | 0 | 0 | 0 | 0 | 0 | 0 | 0 |
| LADA | 0 | 0 | 0 | 0 | 0 | 0 | 0 | 0 | 0 |
| HYUNDAI | 0 | 0 | 0 | 0 | 0 | 0 | 0 | 0 | 0 |
| KIA | 0 | 0 | 0 | 0 | 0 | 0 | 0 | 0 | 0 |
| MERCEDES | 0 | 0 | 0 | 0 | 0 | 0 | 0 | 0 | 0 |
| EXEED | 0 | 0 | 0 | 0 | 0 | 0 | 0 | 0 | 0 |
| HAVAL | 0 | 0 | 0 | 0 | 0 | 0 | 0 | 0 | 0 |
| TOYOTA | 0 | 0 | 0 | 0 | 0 | 0 | 0 | 0 | 0 |
| GEELY | 0 | 0 | 0 | 0 | 0 | 0 | 0 | 0 | 0 |
| BMW | 0 | 0 | 0 | 0 | 0 | 0 | 0 | 0 | 0 |
| OMODA | 0 | 0 | 0 | 0 | 0 | 0 | 0 | 0 | 0 |
| MITSUBISHI | 0 | 0 | 0 | 0 | 0 | 0 | 0 | 0 | 0 |
| VOLKSWAGEN | 0 | 0 | 0 | 0 | 0 | 0 | 0 | 0 | 0 |
| LEXUS | 0 | 0 | 0 | 0 | 0 | 0 | 0 | 0 | 0 |
| RENAULT | 0 | 0 | 0 | 0 | 0 | 0 | 0 | 0 | 0 |
| PORSCHE | 0 | 0 | 0 | 0 | 0 | 0 | 0 | 0 | 0 |
| AUDI | 0 | 0 | 0 | 0 | 0 | 0 | 0 | 0 | 0 |
| MAZDA | 0 | 0 | 0 | 0 | 0 | 0 | 0 | 0 | 0 |
| GENESIS | 0 | 0 | 0 | 0 | 0 | 0 | 0 | 0 | 0 |
| CHANGAN | 0 | 0 | 0 | 0 | 0 | 0 | 0 | 0 | 0 |
| CHEVROLET | 0 | 0 | 0 | 0 | 0 | 0 | 0 | 0 | 0 |
| UAZ | 0 | 0 | 0 | 0 | 0 | 0 | 0 | 0 | 0 |
| LANDROVER | 0 | 0 | 0 | 0 | 0 | 0 | 0 | 0 | 0 |
| TESLA | 0 | 0 | 0 | 0 | 0 | 0 | 0 | 0 | 0 |
| JEEP | 0 | 0 | 0 | 0 | 0 | 0 | 0 | 0 | 0 |
| SKODA | 0 | 0 | 0 | 0 | 0 | 0 | 0 | 0 | 0 |
| NISSAN | 0 | 0 | 0 | 0 | 0 | 0 | 0 | 0 | 0 |
| CADILLAC | 0 | 0 | 0 | 0 | 0 | 0 | 0 | 0 | 0 |
| SUBARU | 0 | 0 | 0 | 0 | 0 | 0 | 0 | 0 | 0 |
| ROLLS ROYCE | 0 | 0 | 0 | 0 | 0 | 0 | 0 | 0 | 0 |

## Месячный оборот в сегменте

| | Янв. | Фев. | Мар. | Апр. | Май | Июн. | Июл. | Авг. | Сен. | Окт. | Ноя. | Дек. | Всего |
|---|---|---|---|---|---|---|---|---|---|---|---|---|---|
| | | | | | | | 2022 | | | | | | |
| Сегмент | тысяч руб. | | | | | | | | | | | | |
| D | 0 | 0 | 0 | 0 | 0 | 0 | 0 | 0 | 0 | 0 | 0 | 0 | **0** |
| SUV | 0 | 0 | 0 | 0 | 0 | 0 | 0 | 0 | 0 | 0 | 0 | 0 | **0** |
| C | 0 | 0 | 0 | 0 | 0 | 0 | 0 | 0 | 0 | 0 | 0 | 0 | **0** |
| B+ | 0 | 0 | 0 | 0 | 0 | 0 | 0 | 0 | 0 | 0 | 0 | 0 | **0** |
| Minivan | 0 | 0 | 0 | 0 | 0 | 0 | 0 | 0 | 0 | 0 | 0 | 0 | **0** |
| B | 0 | 0 | 0 | 0 | 0 | 0 | 0 | 0 | 0 | 0 | 0 | 0 | **0** |
| F+S | 0 | 0 | 0 | 0 | 0 | 0 | 0 | 0 | 0 | 0 | 0 | 0 | **0** |
| E | 0 | 0 | 0 | 0 | 0 | 0 | 0 | 0 | 0 | 0 | 0 | 0 | **0** |
| A | 0 | 0 | 0 | 0 | 0 | 0 | 0 | 0 | 0 | 0 | 0 | 0 | **0** |
| UNSPEC | 0 | 0 | 0 | 0 | 0 | 0 | 0 | 0 | 0 | 0 | 0 | 0 | **0** |

## Топ 40 моделей по обороту

| | | | Декабрь 2022 | | | Янв. - Дек. 2022 | |
|---|---|---|---|---|---|---|---|
| Марка | Модель | Сегмент | Сред. цена | Кол-во | Оборот | Кол-во | Оборот ↓ |
| 0 | 0 | 0 | 0 | 0 | 0 | 0 | **0** |
| 0 | 0 | 0 | 0 | 0 | 0 | 0 | **0** |
| 0 | 0 | 0 | 0 | 0 | 0 | 0 | **0** |
| 0 | 0 | 0 | 0 | 0 | 0 | 0 | **0** |
| 0 | 0 | 0 | 0 | 0 | 0 | 0 | **0** |
| 0 | 0 | 0 | 0 | 0 | 0 | 0 | **0** |
| 0 | 0 | 0 | 0 | 0 | 0 | 0 | **0** |
| 0 | 0 | 0 | 0 | 0 | 0 | 0 | **0** |
| 0 | 0 | 0 | 0 | 0 | 0 | 0 | **0** |
| 0 | 0 | 0 | 0 | 0 | 0 | 0 | **0** |
| 0 | 0 | 0 | 0 | 0 | 0 | 0 | **0** |
| 0 | 0 | 0 | 0 | 0 | 0 | 0 | **0** |
| 0 | 0 | 0 | 0 | 0 | 0 | 0 | **0** |
| 0 | 0 | 0 | 0 | 0 | 0 | 0 | **0** |
| 0 | 0 | 0 | 0 | 0 | 0 | 0 | **0** |
| 0 | 0 | 0 | 0 | 0 | 0 | 0 | **0** |
| 0 | 0 | 0 | 0 | 0 | 0 | 0 | **0** |
| 0 | 0 | 0 | 0 | 0 | 0 | 0 | **0** |
| 0 | 0 | 0 | 0 | 0 | 0 | 0 | **0** |
| 0 | 0 | 0 | 0 | 0 | 0 | 0 | **0** |
| 0 | 0 | 0 | 0 | 0 | 0 | 0 | **0** |
| 0 | 0 | 0 | 0 | 0 | 0 | 0 | **0** |
| 0 | 0 | 0 | 0 | 0 | 0 | 0 | **0** |
| 0 | 0 | 0 | 0 | 0 | 0 | 0 | **0** |
| 0 | 0 | 0 | 0 | 0 | 0 | 0 | **0** |
| 0 | 0 | 0 | 0 | 0 | 0 | 0 | **0** |
| 0 | 0 | 0 | 0 | 0 | 0 | 0 | **0** |
| 0 | 0 | 0 | 0 | 0 | 0 | 0 | **0** |
| 0 | 0 | 0 | 0 | 0 | 0 | 0 | **0** |
| 0 | 0 | 0 | 0 | 0 | 0 | 0 | **0** |
| 0 | 0 | 0 | 0 | 0 | 0 | 0 | **0** |
| 0 | 0 | 0 | 0 | 0 | 0 | 0 | **0** |
| 0 | 0 | 0 | 0 | 0 | 0 | 0 | **0** |
| 0 | 0 | 0 | 0 | 0 | 0 | 0 | **0** |
| 0 | 0 | 0 | 0 | 0 | 0 | 0 | **0** |
| 0 | 0 | 0 | 0 | 0 | 0 | 0 | **0** |
| 0 | 0 | 0 | 0 | 0 | 0 | 0 | **0** |
| 0 | 0 | 0 | 0 | 0 | 0 | 0 | **0** |
| 0 | 0 | 0 | 0 | 0 | 0 | 0 | **0** |
| 0 | 0 | 0 | 0 | 0 | 0 | 0 | **0** |